

The background image shows three wooden beehives standing on a green lawn. The hive on the left is painted a light blue-grey, the middle one is natural wood, and the one on the right is painted a light green. Each hive has a slanted roof and a small entrance at the bottom. In the background, there are some green bushes and a brick building.

THORNE

BEEKEEPING &  
CANDLEMAKING  
CATALOGUE

---

2023

Hives and Bees	Page 2-15	Honey Tanks, Valves and Strainers	Page 45-46
Assembling Hives and Frame	Page 16	Heather Honey and Honey Processing	Page 44, 47-48
Frames and Foundation	Page 17-22	Labels	Page 49-56
Sections	Page 23	Honey Containers	Page 57-58
Spacing and Entrance Fittings	Page 24-25	Testing, Showing and Marketing	Page 59
Swarms	Page 25-26	Pollen, Propolis and Polish	Page 60
Smokers and Tools	Page 26-30	Wax Extraction	Page 61
Clearing Bees	Page 30-32	Wax/Soap Moulds	Page 62
Moving Hives	Page 32-33	The Queen	Page 63-66
Clothing	Page 33-36	Health and Maintenance	Page 67-70
Miscellaneous	Page 36-37	Vetopharma Products	Page 69
Uncapping	Page 37-38	Feeding	Page 71-73
Thorne Extractors	Page 39-40	Books	Page 74
Konigin Equipment	Page 41-42	Education	Page 75-77
Thomas Equipment	Page 43-44	Gifts	Page 78-80
Bottling Machines	Page 42	Candlemaking	Page 81-92

## WBC BUDGET HIVE

Our popular range of WBC budget hives. Available ready assembled or in the flat, for home assembly. The hives are made from British Western Red Cedar, sustainably sourced from FSC forests. British cedar is lighter in colour than Canadian cedar and may have small live knots or other slight imperfections. Frames are pine and are second quality.

Each hive comprises of:

- Solid floor and legs
- Three lifts, one with porch
- Galvanised metal covered gabled roof, British cedar roof boards with plastic cone escapes. Optional copper covered roof is available.
- Brood body with 10 DN4 Hoffman self spacing frames, wired standard foundation and dummy board on metal runners
- Flat, slotted steel queen excluder
- Two supers, each with 11 SN4 Hoffman self spacing frames and wired standard foundation on metal runner
- Crownboard with two plastic porter bee escapes
- Pair of entrance slides
- Cavity lath, nails, glue and full instructions.

The hive can also be purchased on its own or as part of a beginners kit.

A beginners kit comprises of:

- The hive as above
- Jacket and veil
- Leather gloves
- Feeder
- Hive tool
- Mouseguard
- Bee brush

WBC Budget Hive	Price	Packed Wt.
WBC Budget Hive Complete Flat Packed, galvanised roof	£270.00	41
WBC Budget Hive Complete Ready Assembled, galvanised roof	£380.00	41
Additional for copper roof	£16.00	
Additional for beginners kit	£80.00	4





## NUCLEUS OF BEES

The bees we offer are from our own apiaries and selected breeders in England and are bred for good temper and hardworking qualities. They adhere to the standard set by the National Bee Unit. There are six frames providing a balance of bees of all ages, newly laid eggs, sealed brood and food stores. Frames of comb are not more than two years old. All nuclei are supplied in a plywood travelling box. They can be collected from Rand, Windsor, Stockbridge or South Molton.



## STANDARD BEGINNERS KIT

Your choice of hive, National or WBC, in the flat with assembly instructions or ready assembled plus: standard hive stand, the book, Bees at the Bottom of the Garden by Alan Campion, standard galvanised smoker, jacket and veil, pair of mordant leather gloves, pack of nitrile gloves, mouseguard, bee brush, stainless steel hive tool and english feeder.



Bees	
British Bred Queen	£55.00
British Standard Nucleus on DN4s	£325.00
Commercial Nucleus	£360.00
Langstroth Nucleus	£360.00
14 x 12 Nucleus	£360.00

## DELUXE BEGINNERS KIT

Your choice of hive, National or WBC, in the flat with assembly instructions or ready assembled plus: sloping hive stand with legs, the book, The Bee Manual by Clare Waring, standard copper smoker, 10 smoker cartridges, all-in-one, pair of fully vented gloves, pack of nitrile gloves, mouseguard, bee brush, stainless steel hive tool, english feeder and Honey for sale sign.



## YOUR CHOICE OF HIVE

We can supply these beginners kits with any type of hive. Please contact us for prices.



WBC



National

Beginners Kits	With Assembled Hive	With Flat Hive	Packed Weight
National Standard	£690.00	£539.40	29
National Deluxe	£870.00	£706.00	32
National 14x12 Standard	£742.00	£572.30	29
National 14x12 Deluxe	£912.00	£738.00	32
WBC Standard	£823.00	£660.00	42
WBC Deluxe	£959.00	£796.40	45



### NATIONAL HIVE

Manufactured at Rand from Western Red Cedar. You will find this bottom bee spaced, single walled hive in use all over the British Isles. It is still the most popular by far. Attractively designed with substantial hand holds that also accommodate the long lugs of the British Standard frame.

The complete hive as shown comprises: open mesh floor, brood body with 11 hoffman self-spacing frames (DN4) on stainless steel runners with wired premier foundation and dummy board, wood framed stainless steel wire queen excluder, two supers, each with 10 shallow frames (SN1) and wired premier foundation on metal castellated spacers, crownboard with 2 plastic porter bee escapes and galvanised metal covered 4" roof.

See YouTube video: <http://bit.ly/2FrhYEP>



National Hive	Assembled	Flat	Packed Wt.
Complete Hive, as above	£532.50	£374.60	27
Empty Hive, no frames, foundation or spacers	£353.10	£271.60	22
Complete Hive with 14"x12" brood body	£590.60	£411.20	31
Empty Hive with 14"x12" brood body	£377.50	£289.90	25

### PAINTED HIVES

Our best quality hives painted or exterior oiled. Can be painted all colours of paint on page 14.



National Hive	Assembled	Flat	Packed Wt.
Painted or exterior oiled hive. Complete with gabled roof and sloping hive stand with legs.	£773.00	N/A	30



## PLASTIC FREE NATIONAL HIVE

Like so many, we are horrified to see all the microplastics in the sea and we feel there is a need to push back against the use of plastics in beehives.

We are the first company in the world to promote a beehive which contains no plastic at all. The floor is timber and galvanised steel; the brood body has stainless steel runners, self spacing frames and a timber dummy board; the excluder is a stainless steel grid in a timber frame, the supers have stainless steel runners and self spacing frames, the clearer board has a metal rhombus escape; and the roof (already plastic free) remains the same. The hive also includes a wooden feeder board. All packaging will also be plastic free.

A 14 x 12 option is also available. It would also be possible to substitute a gabled roof or solid floor, add a hive stand, a sloping hive stand, or a section rack and be a plastic-free keeper of bees.




Plastic Free National Hive	Assembled	Flat	Packed Wt.
Complete Hive, as above	<b>£564.20</b>	<b>£416.60</b>	<b>27</b>
Complete 14"x12" Hive	<b>£634.80</b>	<b>£456.00</b>	<b>27</b>

The following items show components used in the complete National hive and alternatives which may be purchased either separately or as part of a complete hive. For example, you could change the 4" roof to a gabled roof or the crownboard to a glass quilt. See our website to Build your own Hive.

### NATIONAL FLOORS

**OPEN MESH FLOOR** – The healthy option providing good ventilation for the colony. Removable correx sheet under galvanised mesh screen for convenient integrated pest management. Correx sheet available separately.



**SOLID FLOOR** – still preferred by some beekeepers. Photograph shows the correct position of the entrance block.

See YouTube video: <http://bit.ly/2rP1hRL>



**HAPPY KEEPER FLOOR** – Suitable for National hives with 12 brood frames spaced at 35mm (DN4 or 14" x 12") or 11 DN4 and a dummy board. As the bees groom themselves they lose bits of wax or propolis and of course varroa mites. The debris drops between the frames and the tubes and falls to the ground. This floor is not suitable for using with an entrance block.




**ENTRANCE BLOCK** – Three sizes. 405mm; 413mm or 419mm



### NATIONAL UNDER FLOOR ENTRANCE

This floor, available with or without a stand, has the entrance underneath the hive. The bees enter the hive some 75mm from the front underneath the frames and are afforded a great deal of shelter on the landing board. The entrance is also perfectly dry as driving rain cannot cause a problem. Wasps and predator bees find the entrance difficult to negotiate and similarly the bees in the hive find it easier to defend. Mice and other vermin cannot gain entry either.



### MP FLOOR

We have adapted a French floor to suit National Hives. Combining the strength of moulded plastic with cedar, the floor appears wooden at first glance. The cedar however cloaks a robust moulded plastic, ventilated floor with rigid insert tray. Steel legs are an optional extra. Locating lugs at the front enable the hive to be positioned on the floor accurately and securely every time. Behind the lugs is a deep slot that accommodates a variety of coloured plastic entrance fittings. Each fitting is double sided with 3mm ventilation holes and the following size of restricting arches: white 9mm, beige 4.2mm, green 5.5mm, brown 9mm with option of the beekeeper choosing how many arches are open. The default, supplied with each floor, is the white fitting. Steel legs are an optional extra. These fit into the locating holes moulded into the base of the floor and lift it 120mm off the ground.



### NO EXIT ENTRANCE

Wooden entrance block, with two one way 'plastic curtains'. Three sizes. 405mm, 413mm and 425mm.

A useful piece of kit if you are planning an early trip to the moors or other forage destination, and need to close the hives the night before. A frustrating business if the bees are still flying at 9.00pm.

See YouTube video: <https://bit.ly/2D0BCHX>



### SLOPING ALIGHTING BOARD

A pair of handed and angled brackets and a solid length of cedar provide a sturdy alighting board for all hives. Fixing screws included. All sizes available.

See YouTube video: <https://bit.ly/2RlXInD>



National Hive	Assembled	Flat	Packed Wt.
Open Mesh Floor	<b>£48.70</b>	N/A	4
Spare Correx sheet	<b>£6.50</b>	N/A	0.5
Solid Floor	<b>£48.70</b>	<b>£36.00</b>	2.5
Happy Keeper Floor	<b>£66.00</b>	N/A	2.5
Entrance Block	<b>£5.40</b>	N/A	0.2

National Under Floor Entrance	Price	Packed Wt.
National Under Floor Entrance	<b>£79.75</b>	4
Without legs	<b>£60.20</b>	4

MP Floor	Price	Packed Wt.
MP Floor	<b>£40.00</b>	3
MP Floor with legs	<b>£47.00</b>	4
Entrance Fitting, each	<b>£1.60</b>	0.1

No Exit Entrance	Price	Packed Wt.
No Exit Entrance	<b>£9.40</b>	0.15

Alighting Boards	Price	Packed Wt.
Sloping Alighting Board	<b>£10.00</b>	0.75



### NATIONAL BROOD BODIES

The standard brood body is 8 $\frac{1}{8}$ " deep. The 14" x 12" brood body provides approximately 50% extra space for a larger brood nest for a stronger colony. The 14" x 12" eke is a simple extension that fits on top of a standard brood body, providing the extra depth to take 14" x 12" frames.

Standard depth  
Brood Body, empty

See YouTube video:  
<http://bit.ly/2rP39Kh>



14" x 12" Brood Body,  
complete

Standard Brood Body with  
14" x 12" Eke

See YouTube video:  
<http://bit.ly/2BG29YC>



Brood Body with  
Observation Panel

**OBSERVATION PANEL** – Replaces the inner wall of a standard national brood body allowing the beekeeper to see inside without dismantling the hive. Supplied as individual panels or ready assembled in a brood body. Made from unbreakable polycarbonate. Clean with hot water. Do not scrape with hive tool. Ply shutter included.

National Hive	Assembled	Flat	Packed Wt.
Brood Body, empty	<b>£87.60</b>	<b>£63.80</b>	4.2
Brood Body complete with 11 DN4 and dummy board	<b>£151.90</b>	<b>£103.50</b>	6.5
Brood Body complete with DN1 frames and dummy board	<b>£151.90</b>	<b>£103.50</b>	6.5
14"x12" Brood Body empty	<b>£116.10</b>	<b>£85.20</b>	7.5
14"x12" Brood Body complete with 11 frames and dummy board	<b>£222.30</b>	<b>£143.00</b>	11
14"x12" Eke	<b>£45.40</b>	<b>£32.70</b>	2
Brood Body with Observation Panel	<b>£141.00</b>	<b>£115.10</b>	4.3
Observation Panel Wall Only	<b>£54.25</b>	N/A	2

### NATIONAL SUPER

The standard box, placed above the excluder, for honey storage.

See YouTube video: <http://bit.ly/2DPHAe9>



### HALF SIZE SUPER

Struggling to lift heavy supers? These half size versions will take either 5 SN1 frames on castellated spacers or 5 SN4 hoffman self-spacing frames. They are easy to manage and they will fit snugly side by side under a normal roof or crown board. It will also fit the National Nucleus hive for overwintering nucs.



### TOP BEE SPACE

All our National hives can be supplied as Top Bee Space at an additional cost.

Top Bee Space option, per box	<b>£9.20</b>
-------------------------------	--------------


### NATIONAL ROOFS

3 different types: 4" deep; 6" deep and gabled design. The 4" deep roof is standard and suitable for use in most apiaries. The 6" deep roof offers more top insulation and is better suited to exposed areas where roofs may blow off in high winds. The gabled design illustrated provides the charm of the WBC with the practicality of the National.


The gabled roofs are with galvanised steel or copper metal cover. The internal roof boards are now made from British WR cedar. Much better than plywood.

See YouTube video to assemble a:

- National Roof:  
<http://bit.ly/2Gvsg8d>
- National Gabled Roof  
<http://bit.ly/1PyQODI>



4" Roof



Gabled Roof

Copper Roof

National Hive	Assembled	Flat	Packed Wt.
Super, empty	<b>£63.00</b>	<b>£45.00</b>	3.2
Super complete with 10 SN1	<b>£110.90</b>	<b>£70.50</b>	4.7
Super complete with 12 SN4	<b>£122.00</b>	<b>£74.75</b>	5.0

Half Size Super	Assembled	Flat	Packed Wt.
Half Size Super, empty	<b>£55.30</b>	<b>£37.50</b>	2.5
Half Size Super, complete	<b>£80.70</b>	<b>£49.90</b>	4.5
5 Slot Castellated Spacers, pair	<b>£2.70</b>		0.1

National Roofs	Assembled	Flat	Packed Wt.
4" depth	<b>£84.70</b>	<b>£59.20</b>	6.0
6" depth	<b>£96.60</b>	<b>£69.10</b>	6.5
Gabled with galvanised metal	<b>£104.00</b>	<b>£73.20</b>	8
Gabled with copper	<b>£120.80</b>	<b>£89.90</b>	8
Metal only for flat roofs	N/A	<b>£18.30</b>	2.7
Gabled galvanised metal only, pair	N/A	<b>£21.40</b>	2.7
Gabled copper metal only, pair	N/A	<b>£36.80</b>	2.7




## ADAPTA HIVE STAND



Solid Cedar Floor insert. Also showing sloping alighting board.



Open Mesh Floor insert and white correx inspection board.




Floor Pollen Trap insert, with plastic drying basket suspended underneath open-mesh area and vertical pollen stripper that fits across the floor.

Potts Snuggle Board insert. Suspend below the mesh floor or solid floor. See page 8 for more details.

Adapta Hive	Price	Packed Wt.
Base	<b>£71.70</b>	8.6
Solid Cedar Floor	<b>£49.80</b>	2.5
Open Mesh Floor	<b>£43.50</b>	4
Happy Keeper Floor	<b>£66.70</b>	2.5
Under Hive Entrance	<b>£66.70</b>	2
Floor Pollen Trap	<b>£17.80</b>	3
Potts Snuggle Board	<b>£29.00</b>	4
Sloping Alighting Board	<b>£8.90</b>	0.75
Anti-Robbing Screen	<b>£14.10</b>	2.5
Auto Flow Feeder	<b>£98.00</b>	8
Swarm Introduction	<b>£11.60</b>	2

This versatile stand gives the beekeeper a variety of options on management, pollen collecting, feeding, varroa control and much more. It is based around a pair of moulded plastic floor joists mounted on splayed cedar legs. The joists have a variety of slots, holes and runners which enable the beekeeper to vary its mode very quickly. The splayed legs lift the hive 150mm. Heavy steel cross-member keeps the floor square. All rails on inserts are oak. In addition to the inserts below, also available are mouseguard, sloping alighting board (when reversed to a horizontal position can hold an entrance feeder), entrance canopy (clear polycarbonate cover helps protect the entrance area from driving rain) Swarm Trap insert, Expanding Robo-Block and Anti-robbing Screen.


See YouTube video: <http://bit.ly/2GvwA7h>



Happy Keeper Floor insert. A standard dummy board will be required to establish the correct spacing. See page 5 for more details.



Auto Flow Feeder insert. An automatic syrup feeder can be introduced with ease with little disturbance to the colony. Simply connect the hose at the front of the feeder to the reservoir at the side of the hive. The 10 litre reservoir sits on a plinth fitted to the side of the floor. Checking the feeder is working is simple. Supplied with a foam entrance closure.



Under Hive Entrance insert. This protects against robbing, mice and cold winds. The bees access the hive from underneath through an 8mm slot. The floor has a 330x370 galvanised mesh panel and correx insert for monitoring purposes.



Swarm Introduction insert. A shaped, steel re-inforced, white correx ramp that fits easily to the front of the stand onto which a swarm can be shaken.



Swarm Trap.

Adapta Hive	Price	Packed Wt.
Mouseguard	<b>£1.10</b>	0.2
Entrance Canopy	<b>£8.90</b>	0.5
Swarm Trap	<b>£71.20</b>	2
Expanding Robo-Block	<b>£19.20</b>	0.2

## QUEEN EXCLUDERS

**STAINLESS STEEL WIRE EXCLUDER.** These excluders comprise a grid of accurately spaced stainless steel rods, with a stainless steel rim, pre-drilled and screwed with stainless steel screws into a rebated redwood frame. Probably the strongest and sturdiest wire excluder on the market.

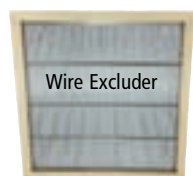
**WIRE EXCLUDER.** As above but in galvanised steel, exactly the same pattern and assembled using steel screws. 18" square grid available separately.

**XP EXCLUDER.** The plastic XP excluder is a strong, bee friendly type. Warm for the bees and no sharp edges that may damage wings.

**XP PLUS EXCLUDER.** Our XP excluder with a twist. Non-stick with a bee space on one side. Made from plastic and based on the Herzog excluder design with square edged slots.

**SLOTTED STEEL EXCLUDER.** Flat excluder in galvanised steel with staggered slots.


**RAND EXCLUDER.** As above but made in stainless steel.



Wire Excluder



XP Excluder



XP Plus Excluder



Slotted Steel Excluder

National Hive	Price	Packed Wt.	Per 10	Packed Wt.
Stainless Steel Wire Excluder	<b>£24.20</b>	1.5	<b>£217.00</b>	12.7
Wire Excluder	<b>£20.50</b>	1.5	<b>£182.20</b>	12.7
Galvanised Grid only	<b>£11.60</b>	1.2	N/A	N/A
XP Excluder	<b>£5.00</b>	0.7	<b>£42.00</b>	3
XP Plus Excluder	<b>£6.00</b>	0.8	<b>£50.00</b>	3.5
Slotted Steel Excluder	<b>£6.70</b>	1.2	<b>£56.00</b>	5.6
Rand Excluder	<b>£9.50</b>	1.2	<b>£83.70</b>	5.6

## NATIONAL COVER BOARDS AND DUMMY BOARDS



Crownboard/Clearer Board



Glass Quilt



Polycarbonate Quilt with bee escape



Plain Polycarbonate Quilt



Dummy Board



Timber Dummy Board

National Hive	Price	Packed Wt.
Crownboard	<b>£17.60</b>	1.3
Glass Quilt	<b>£22.80</b>	2.9
Polycarbonate Quilt with escape	<b>£25.00</b>	1.4
Plain Polycarbonate Quilt	<b>£23.90</b>	1.4
Dummy Board, plastic, deep or shallow	<b>£7.20</b>	0.8
Dummy Board, plastic, 14" x 12"	<b>£8.60</b>	1.1
Timber Dummy Board (Birch ply) Deep and Shallow only	<b>£14.10</b>	1
Timber Dummy Board, 14" x 12"	<b>£16.20</b>	1.2



### HIVE STANDS

**BASIC HIVE STAND** – This stand with legs, lifts the hive 10" and well clear of damp grass, nettles, weeds, etc.

See YouTube video:  
<http://bit.ly/2Elbgkd>



### SLOPING HIVE STAND

– The sloping hive stand, available for all hives except the WBC, elevates the hive by 2½" and provides an excellent alighting board for introducing a swarm.

See YouTube video:  
<http://bit.ly/2BEnzFs>



### SLOPING HIVE STAND WITH LEGS

– The sloping hive stand with legs is very similar to the WBC to give your hives a touch of class. It lifts the hive 6" off the ground and is very stable.

See YouTube video:  
<http://bit.ly/2nrryQu>



**TWIN HIVE STAND** – Treated timber hive stand for two hives. Collapsible legs for easy movement. Puts your hives at a great working height. 460 wide, 1520 long, 450mm high. Space between hives acts as a rest for National frames.



### POTTS SNUGGLE BOARD

A simple idea from Kevin and Wendy Potts to insulate your hive from the bottom. Tried and tested for use, particularly, on National hives during winter when conditions are damp and wet with mild temperatures. Hives sit on standard Hive Stands using open mesh floors which should be left in place above the Snuggle Board to ensure air flow.



National Hive	Assembled	Flat	Packed Wt.
Basic hive stand	£25.50	£16.30	2.5
Sloping hive stand	£36.80	£26.20	2.5
Sloping with legs	£63.20	£49.40	4
Twin hive stand	£100.00	N/A	17
Potts Snuggle Board	£21.50	N/A	4

### SHINS (Sustainable Hive INSulation)

SHINS is made from cork which is known as a highly efficient insulator in the construction industry. It has a thermal conductivity rating of 0.039 W/m.K. Expanded polystyrene foam, used extensively in polystyrene hives, is 0.03 W/m.K.

SHINS are available in three sizes to suit National Hives: National Super, National Brood and 14x12 Brood. Each kit contains two appropriately sized frames and shaped CORK insert that fits snugly between the locking bars.

Fit to hive when the brood nest starts to contract, and the night time temperature falls below 5°C, using strong elastic bands supplied.

The SHINS frames are based around a standard Hoffman frame with insulation inserted rather than foundation. These frames are beeswax coated. Remove one outside frame from the box you are insulating and place two SHINS frame, one on each side, of the remaining frames. You overwinter therefore with ten conventional frames and two SHINS.

Do not fit until nest starts to contract.



### BEE COZY

The Bee Cozy Winter Hive Wraps™ are made with recycled high density materials layered with insulation to reduce heat loss from the hive. The cozy also comes complete with an insulated pad which fits on top of the crownboard, under the roof. Easy to work with, the Bee Cozy slip-on-slip off process saves you valuable time getting ready for winter, and can simply be pulled over various hive styles and configurations. The Bee Cozys are designed for a Langthoth hive but also fit snugly around a National Hive.



SHINS	Price	Packed Wt.
Set to fit National Super, SN4	£11.40	1.5
Set to fit National Brood Body, DN4	£18.25	2
Set to fit 14 x 12 Brood Body	£26.30	3
Bee Cozy	£30.00	1.2

## WBC HIVE

Manufactured at Rand from Western Red Cedar. The Classic Cottage Garden hive, admired by beekeepers worldwide for its attractive and stable design. This double walled hive offers great protection against the weather. A stunning focal point for any garden, large or small, especially when painted white. We can paint them at an additional cost. If you wish to paint it yourself, we recommend two coats of good quality undercoat and, once thoroughly dry, a coat of quality gloss paint.

The complete hive comprises: varroa floor with legs, three lifts, (one with porch) metal covered roof with two brass cone escapes, entrance slides, brood body with ten DN4 frames, foundation and dummy board on metal runners; wood framed stainless steel queen excluder; two supers each with eight frames and foundation on castellated spacers and crownboard with plastic porter bee escapes.

Can also be supplied with self spacing frames in the super on request.

See YouTube video: <http://bit.ly/2DKAoQh>




## WBC FLOORS

**VARROA FLOOR** – The healthy option providing good ventilation for the colony. Removable steel tray under galvanised mesh screen for convenient integrated pest management.

Metal tray and mesh screen are available separately.


**SOLID FLOOR** – The traditional floor still used by many beekeepers.



WBC Hive	Assembled	Flat	Packed Wt.
Complete Hive – as above	<b>£706.00</b>	<b>£525.60</b>	41
Empty Hive – no frames, foundation or spacers	<b>£545.80</b>	<b>£416.60</b>	37
Complete with 14" x 12" brood body and one extra lift	<b>£815.00</b>	<b>£601.80</b>	49
Outer Case only – floor, lifts and roof	<b>£432.20</b>	<b>£339.80</b>	28

## WBC LEGS

**CEDAR LEGS** – Made at Rand from Western Red Cedar, the splayed legs raise the hive 150mm.



## WBC ENTRANCE SLIDES

Sold in pairs. Slide in from each end of the porch as shown.



## WBC BROOD BODIES AND SUPER

The standard brood body is 8 7/8" deep. The 14" x 12" brood body provides approximately 50% extra space for a larger brood nest for a stronger colony. The standard super is placed above the excluder for honey storage.

See YouTube video: <http://bit.ly/2DQRS1x>




## WBC ROOF

Standard is galvanised metal covered. Now available with copper cover.

Roof boards are now made from British WR cedar.

See YouTube video: <http://bit.ly/2rSp8jn>



WBC Hive	Assembled	Flat	Packed Wt.
Varroa floor	<b>£118.00</b>	N/A	8.6
Solid Floor	<b>£118.00</b>	<b>£80.20</b>	8
Cedar Legs	N/A	<b>£22.10</b>	1.3
Entrance Slides	N/A	<b>£5.40</b>	0.2
WBC Floor metal tray	N/A	<b>£14.30</b>	0.8
WBC Floor mesh grid	N/A	<b>£14.30</b>	0.8
Entrance Slides	N/A	<b>£5.00</b>	0.2
Brood body, empty	<b>£49.50</b>	<b>£34.50</b>	3.4
Brood body, complete with DN1 or DN4 and dummy board	<b>£109.00</b>	<b>£71.00</b>	5.4
14" x 12" brood body, empty	<b>£70.80</b>	<b>£49.60</b>	5.5
14" x 12" brood body, complete with frames and dummy board	<b>£168.70</b>	<b>£103.40</b>	9
Super, empty	<b>£35.80</b>	<b>£24.30</b>	3
Super, complete with 8 SN1	<b>£74.40</b>	<b>£44.30</b>	4.3
Super, complete with 11 SN4	<b>£90.40</b>	<b>£51.50</b>	5
Roof	<b>£104.00</b>	<b>£73.10</b>	8
Roof metal only	N/A	<b>£21.40</b>	2.7
Copper Roof	<b>£119.00</b>	<b>£88.10</b>	8
Copper Roof metal only	N/A	<b>£36.80</b>	2.7



### LIFT AND LIFT WITH PORCH

This is the standard riser or lift, used on all WBC hives. 195mm deep with slightly bevelled edges for a secure fit.

See YouTube video to assemble a:

- WBC Lift: <http://bit.ly/2rST9PZ>
- WBC Porch: <http://bit.ly/2DVLICb>



### PAINTED HIVE

With two coats of good quality undercoat and gloss, this white hive is ready to adorn any garden or apiary.

Now also available painted with any of the colours of beehive paint on page 14.



### WBC QUEEN EXCLUDERS

The stainless steel wood framed type is now supplied as the standard option for a complete WBC hive. These excluders comprise of a grid of accurately spaced steel rods securely fastened into a wooden frame. Bee space one side only. The slotted steel version is still also very popular. Distinguished by its staggered slots.

Stainless Steel type



Slotted Steel Excluder

WBC Hive	Assembled	Flat	Packed Wt.
Lift	£65.10	£46.90	4.2
Lift with porch	£78.10	£59.90	4.7
Porch only	N/A	£15.00	0.5
To paint the complete hive	£105.80	N/A	

WBC Hive	Price	Packed Wt.	Per 10	Packed Wt.
S/Steel excluder	£24.20	1.5	£217.00	12.7
Slotted steel excluder	£6.70	1.2	£56.00	5.6

### WBC COVER BOARDS AND DUMMY BOARDS

Crownboards are manufactured using 6mm birch plywood in a cedar frame. With two bee escapes.

You may prefer to try a glass or polycarbonate quilt as an alternative to the traditional crownboard.



### GARDEN HIVE

The traditional English beehive made in long lasting British Cedar. We have been making hives since early last century and have often been requested to provide them as a garden ornament. When Alan Tichmarsh requested an old WBC Hive for 'Ground Force' we knew the time was right to make them more widely available. The timber does not require any treatment and will weather very quickly and blend into your garden in a very short space of time. Hive is full size and measures approximately 550mm square and 900mm high. This hive is an ornament for your garden. It cannot be used for keeping bees.



WBC Hive	Price	Packed Wt.
Crownboard	£17.60	1.3
Glass Quilt	£22.80	2.9
Polycarbonate Quilt with escape	£25.00	1.4
Plain Polycarbonate Quilt	£23.90	1.4
Dummy Board, deep or shallow, plastic	£7.20	0.8
Dummy Board, 14" x 12", plastic	£8.60	0.8

WBC Hive	Assembled	Flat	Packed Wt.
Garden Hive	£191.00	£142.00	16

## LANGSTROTH HIVE

The world's most popular hive. It is used by many commercial beekeepers in the UK for it's larger brood body, simplicity of design and ease of handling.

The complete hive comprises: open mesh floor, brood body with ten self spacing frames and foundation, stainless steel queen excluder, two supers each with ten self spacing frames and foundation, crownboard and 4" roof.

See YouTube video to assemble a:

- Langstroth Super:  
<http://bit.ly/2DKzTFT>
- Langstroth Brood Body:  
<http://bit.ly/2nqHgvu>



We can also supply the hive with a Jumbo brood body to accommodate extra deep frames.



Langstroth Hive	Assembled	Flat	Packed Wt.
Complete Hive as above	<b>£539.30</b>	<b>£379.30</b>	28
Empty Hive, no frames or foundation	<b>£367.00</b>	<b>£289.60</b>	21
Open Mesh Floor	<b>£54.00</b>	N/A	4
Solid Floor	<b>£54.00</b>	<b>£38.80</b>	3
Brood Body, empty	<b>£89.30</b>	<b>£65.10</b>	6
Brood Body, complete	<b>£158.20</b>	<b>£102.40</b>	9
Super, empty	<b>£55.30</b>	<b>£39.00</b>	4.5
Super, complete	<b>£108.50</b>	<b>£67.80</b>	6.5
Roof, 4"	<b>£91.50</b>	<b>£63.90</b>	6
Roof, 6"	<b>£103.50</b>	<b>£74.90</b>	6.5
Roof Metal only	N/A	<b>£18.30</b>	2.7
Gabled Roof	<b>£104.00</b>	<b>£73.10</b>	8
Sloping Hive Stand	<b>£36.80</b>	<b>£26.20</b>	2.5
Sloping Hive Stand with legs	<b>£63.20</b>	<b>£49.40</b>	4

Langstroth Hive	Assembled	Flat	Packed Wt.
Jumbo Brood Body, empty	<b>£114.40</b>	<b>£84.00</b>	7
Jumbo Brood Body, complete	<b>£203.10</b>	<b>£128.80</b>	10
Complete Hive with Jumbo Brood Body	<b>£557.70</b>	<b>£408.00</b>	30
Empty Hive with Jumbo Brood Body	<b>£390.50</b>	<b>£304.50</b>	23

## DADANT HIVE

Similar in construction and design to the Langstroth and also American in origin; the frames are deeper with a slightly wider spacing. The complete hive comprises: open mesh floor, brood body with eleven self spacing frames and foundation, stainless steel queen excluder, two supers each with eleven self spacing frames and foundation, crownboard, 4" roof.

The Dadant hive is the largest hive we produce and is one of the biggest in the world with a brood area of almost 4000 sq. ins. Also popular with commercial beekeepers because of its large capacity. It can be very heavy to lift and move around, even when supers are concerned. The hive which Brother Adam used exclusively at Buckfast Abbey is a twelve frame version.

See YouTube video to assemble a:


- Dadant Super:  
<http://bit.ly/2DKzTFT>
- Dadant Brood Body:  
<http://bit.ly/2nqHgvu>



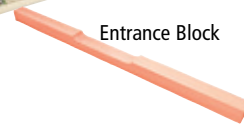
Crownboard



Stainless Steel Queen Excluder



Entrance Block



Glass Quilt



Plastic Dummy Board



Dadant Hive	Assembled	Flat	Packed Wt.
Complete Hive as above	<b>£641.50</b>	<b>£448.90</b>	28
Empty Hive, no frames or foundation	<b>£425.00</b>	<b>£333.30</b>	21
Open Mesh Floor	<b>£58.60</b>	N/A	4
Solid Floor	<b>£58.60</b>	<b>£42.70</b>	3.3
Brood Body, empty	<b>£114.60</b>	<b>£84.00</b>	7.5
Brood Body, complete	<b>£212.40</b>	<b>£133.40</b>	10.8
Super, empty	<b>£69.00</b>	<b>£50.50</b>	5.2
Super, complete	<b>£131.00</b>	<b>£84.20</b>	7.3
Roof, 4"	<b>£96.00</b>	<b>£68.10</b>	6.7
Roof, 6"	<b>£106.80</b>	<b>£77.40</b>	7.7
Roof Metal only	N/A	<b>£18.30</b>	2.7
Sloping Hive Stand	<b>£36.80</b>	<b>£26.20</b>	2.5
Sloping Hive Stand with legs	<b>£63.20</b>	<b>£49.40</b>	4

Langstroth or Dadant Hive	Price	Packed Wt.
Crownboard	<b>£17.60</b>	1.3
Stainless Steel Queen Excluder	<b>£24.20</b>	1.5
Glass Quilt	<b>£22.80</b>	2.9
Entrance Block	<b>£5.40</b>	0.2
Plastic Dummy Board	<b>£8.60</b>	0.8



### COMMERCIAL HIVE 16X10

A simple square hive for those who prefer a large brood area. Floors, excluders, crownboards and roofs are all the same as the National Hive. Many beekeepers, therefore, use National supers above the 16" x 10" brood box, thus benefiting from a large brood area with easy to manage frames and supers. The complete hive comprises: open mesh floor, brood body with eleven self spacing frames and foundation, stainless steel queen excluder, two supers each with eleven self spacing frames and foundation, crownboard, 4" roof. A very popular hive in Ireland with hobbyist and commercial beekeepers alike.

See YouTube video to assemble a:

- Commercial Super: <http://bit.ly/2DKzTFT>
- Commercial Brood Body: <http://bit.ly/2nqHgvu>



### HAMILTON CONVERTER

An ingenious device for converting a National brood body into a ten frame Commercial. The cedar parts are machined to fit our pattern of hive and will fit snugly into the existing frame runner rebate of the brood box.



Commercial Hive	Assembled	Flat	Packed Wt.
Complete Hive as above	£595.70	£409.50	28
Empty Hive, no frames or foundation	£360.00	£281.50	21
Complete with 2 National Supers	£560.50	£382.50	30
Open Mesh Floor	£48.70	N/A	4
Solid Floor	£48.70	£35.90	2.6
Brood Body, empty	£93.70	£68.70	6.8
Brood Body, complete	£184.60	£113.00	9.5
Super, empty	£64.00	£46.10	5
Super, complete	£131.70	£83.10	7.3
Roof, 4"	£84.80	£59.20	6
Roof, 6"	£96.60	£69.10	6.6
Roof metal only	N/A	£18.30	2.7
Sloping Hive Stand	£36.80	£26.20	2.5
Sloping Hive Stand with legs	£63.20	£49.40	4


Commercial Hive	Assembled	Flat	Packed Wt.
Hamilton Converter	£16.60	£11.00	2

### SMITH HIVE

A popular hive, particularly in Scotland, developed by Mr. W. Smith of Innerleithen, Peebles. It is well suited to the weather conditions in the north and ideal for moving to the heather moors. Basically, Mr. Smith developed a small Langstroth hive, incorporating all the design features of that hive. The brood body and super frames of the Smith hive accommodate short lugged British Standard frames and the same size of foundation as the National and WBC. The complete hive comprises: open mesh floor, brood body with eleven self spacing frames and foundation, stainless steel queen excluder, two supers each with eleven self spacing frames and foundation, crownboard, 4" roof.

See YouTube video to assemble a:

- Smith Super: <http://bit.ly/2DKzTFT>
- Smith Brood Body: <http://bit.ly/2nqHgvu>



Smith Hive	Assembled	Flat	Packed Wt.
Complete Hive as above	£500.00	£345.10	28
Empty Hive, no frames or foundation	£338.60	£262.40	21
Open Mesh Floor	£48.70	N/A	4
Solid Floor	£48.70	£35.90	2.6
Brood Body, empty	£73.40	£52.00	4.5
Brood Body, complete	£134.40	£85.50	6.7
Super, empty	£52.80	£36.90	3.5
Super, complete	£107.00	£64.20	5.2
Roof, 4"	£84.65	£59.20	5.5
Roof, 6"	£97.10	£69.10	6.3
Roof metal only	N/A	£18.30	2.7
Sloping Hive Stand	£36.80	£26.20	2.5
Sloping Hive Stand with legs	£63.20	£49.40	4

Commercial or Smith Hive	Price	Packed Wt.
Crownboard	£17.60	1.3
Stainless Steel Queen Excluder	£24.20	1.5
Glass Quilt	£22.80	2.9
Entrance Block	£5.40	0.2
Plastic Dummy Board	£8.60	0.8

## WARRE HIVE

Beekeeping in France in the late 19th Century was on the decline and a beekeeper called Abbe Emile Warré (1867-1951) was convinced that a more simple and economic way of beekeeping was possible.

Made from British Cedar, each hive comprises:

- A floor with splayed legs and integral varroa screen and drawer; or a solid floor
- Four brood bodies, each with eight plain top bars
- A ventilated roof
- A deep quilt with hessian cover and woodshaving insulation
- A plain canvas quilt

We recommend the book 'Beekeeping for All' as an accompaniment to this hive.

The brood body is also available with an observation panel (pictured below).



## LAYENS HIVE

Devised by French beekeeper George de Layens in the 19th century.

Layens advocated sustainable beekeeping that rested on two principles.....

1. Use local, indigenous bees.
2. Keep them in appropriate hives that require minimal management and mimic the cavity size of a hollow tree.

With big hives, big frames and plenty of room for the queen to lay uninterrupted, you should be able to minimise natural swarming, produce as much honey that the site will allow and build up a strong colony ready for the winter.

The ready assembled hive includes frames and foundation (440 deep x 340 wide) which are conventionally spaced but the top bars are butted together at the top of the hive for added insulation.

Stand only for the Layens hive. Made in attractive British cedar this stand raises the Layens hive 380mm from the floor on four sturdy splayed legs. The stand footprint is 515mm wide by 560mm deep.

**New for 2023** Gabled roof in either galvanised metal or copper now available.



Warre Hive	Assembled	Packed Wt.
Complete with four brood bodies	<b>£294.00</b>	30
Mesh Floor or Solid Floor	<b>£75.20</b>	6
Brood Body	<b>£37.70</b>	6
Brood Body with Observation Panel	<b>£72.70</b>	6
Complete hive, all four brood bodies with observation panel	<b>£410.10</b>	30
Deep Quilt	<b>£13.60</b>	3
Canvas Quilt only	<b>£2.90</b>	0.15
Roof	<b>£71.60</b>	6

Layens Hive	Price	Delivered	Packed Wt.
Complete	<b>£410.10</b>	<b>£470.10</b>	30
Complete with galvanised gable roof	<b>£450.10</b>	<b>£510.10</b>	
Complete with copper gable roof	<b>£470.10</b>	<b>£530.10</b>	
Stand for Layens Hive	<b>£52.10</b>		8
Ready assembled frame and foundation, each	<b>£18.80</b>		2
Layens Frame, flat, each	<b>£7.45</b>		1
Layens Unwired Foundation, per sheet	<b>£2.90</b>		0.5

## DRAYTON HIVE

This new hive lends itself to environmental, relaxing and educational beekeeping. No heavy lifting, no foundation, ample room for the bees and an aesthetic feature for the garden. 47mm thick insulated walls, insulation is dry wood shavings between 12mm marine ply and tongue & groove pine boards. Double 'glazed' polycarbonate viewing window Hinged floor that drops away and can be secured by toggle fasteners. Steel frame runners. Stiff hessian cover cloth with feeding flap, topped by two linen scrim insulated cushions with velcro fastening so shavings can be replaced. Roof with strong gas struts. Complete with dummy board, Foundationless 14 x 12 frames, excluder and circular clearer board. Stained and finished with a clear, high gloss exterior varnish.



## TOP BAR HIVE

A single box complete with 24 simple bar frames with groove for wax starter. Manufactured from British cedar. Centrally placed in the floor is a mesh panel for removing debris which also includes a simple varroa drawer.

Overall length of body 880mm, 350mm wide at base, 485mm wide at top, 295mm high.

Stand only for Top Bar hive. Made in attractive British cedar, this stand raises the Top Bar hive 510mm from the floor on four sturdy splayed legs. The stand footprint is 880mm wide by 460mm deep.

Timber dummy board and frame feeder (neither included with hive) available separately.

**New for 2023** Gable roof in either galvanised steel or copper. Give your top bar hive a little bit of class.



## ROSE OSB (One Size Box)

A simple design made from Scandinavian redwood to take 12 frames. Use as a substitute for brood body or super.

All other components are National size. Complete hive comprises, Open Mesh Floor, 3 Brood bodies complete with 12 frames and premier foundation, crownboard with two porter bee escapes and 4" roof.

Assembled only.



Drayton Hive	Collected	Delivered
	<b>£795.00</b>	<b>£855.00</b>

Top Bar Hive	Price	Packed Wt.
Cedar, Assembled	<b>£184.50</b>	18
Complete with galvanised gable roof	<b>£224.50</b>	30
Complete with copper gable roof	<b>£244.50</b>	30
Stand for Top Bar Hive	<b>£108.50</b>	20
Dummy Board	<b>£17.15</b>	1
Frame Feeder	<b>£21.20</b>	1.2

Rose OSB	Assembled	Packed Wt.
Box only	<b>£31.70</b>	6.5
Box Complete	<b>£86.50</b>	8.5
Hive, complete	<b>£415.00</b>	27



### CENTENARY HIVE

108 years ago a Wragby School master asked his friend, Edgar Henry Thorne, a local joiner and wheelwright if he could make him a beehive.....and we have been making them ever since.

To celebrate our 100 years of history we introduced The Centenary Hive. This is based on drawings, old catalogues and anecdotal evidence of hives that Edgar was making in 1913.

It is an 11 frame hive, taking BS National frames. Double walled front and back with an impressive porch and lapped gable roof. All parts telescope over each other so the old trick of using Vaseline smeared along all edges is a must if the boxes are to separate easily. The hive comprises an open mesh floor on splayed legs, brood body with integral porch and entrance slides complete with 11 DN4 frames, two supers complete with 11 SN4 frames, crownboard with two escapes, wire excluder and gabled roof. Assembled only.



### BRASS NAMEPLATE AND FIXINGS

Add a touch of class to our hives and other wooden products with this brass name plate. All fixings included. These now come as standard with all assembled brood bodies, assembled WBC lift with porch, Warre, Top Bar, Layens and Drayton hives, mobile nucs and bespoke observation hives. Flat hives will also contain a relevant pack of fixings.



### HIVE PROTECTION

#### APISTOP

Multi component and multi-use hive paste for sealing cracks, splits, knots etc. It effectively protects from rain, is frost and high temperature resistant and is suitable for sealing leaking feeders. 100g.

Simply warm a portion of paste in your hand to soften and press into offending crack. Remove excess with a hive tool or other sharp instrument.



Centenary Hive	Assembled	Packed Wt.
Complete Hive	£643.40	33
Empty Hive	£496.00	28
Open Mesh Floor with legs	£118.20	8.6
Brood Body, empty	£109.00	8
Brood Body, complete	£169.30	11.5
Super, empty	£63.00	3.2
Super, complete	£117.00	4.7
Roof	£102.20	8
Entrance Slides	£7.50	0.5
Wire Excluder	£24.20	1.5
Crownboard	£17.60	1.3

Brass nameplate	Price	Packed Wt.
Brass nameplate and fixings	£0.80	0.15

Hive Protection	Price	Packed Wt.
Apistop	£9.60	0.15

### BEEHIVE PAINT

These paints are a low VOC, made in Somerset and importantly are bee friendly. Suitable for both wooden and polystyrene hives. Only paint the hive exterior. Low maintenance weatherproof coating that contains UV filters to protect colours from fading. Safe and easy to use with virtually no odour and free of solvents. Requires two to three thin coats and is suitable for smooth or rough timber. Supplied in 1 litre tins which will cover approximately 8m<sup>2</sup>.



Snow	Mandip Mist	Clear
Stone Grey	Heritage Blue	Golden Oak
Mushroom	Somerset Blue	Golden Pine
Spring Green	Iris Blue	Golden Cedar
Sage Leaf	Fuchsia Pink	Cedar Wood
Ivy Green	Pillarbox Red	Lemon Yellow

### EXTERIOR OIL

An improvement on the Danish Oil, it is a waterborne blend of natural plant oils and other special ingredients to nourish and protect your hives. It contains UV light inhibitors that protect against sunlight with the oil drying to a low lustre finish. Brushes can be cleaned in water.

Supplied in a 1 litre screw top tin.



### LINT FREE CLOTHS

You will find these cloths brilliant for applying Exterior Oil. In packs of three 300x300mm.



### OXALIC ACID DI-HYDRATE CRYSTALS

Use for cleaning weathered cedar assisting in returning your hive to its natural colour.



Hive Protection	Price	Packed Wt.
Beehive Paint	£19.00	2
Exterior Oil	27.00	1.5
Lint Free Cloths	£4.80	0.06

Health	Price	Packed Wt.
Oxalic Acid, Di-hydrate crystals 100g	£3.00	0.2
Oxalic Acid, Di-hydrate crystals 500g	£9.00	0.75

### BEES ON A BUDGET

#### AVAILABLE ONLINE ONLY

Complete National Hive with either a standard brood body or 14x12 brood body. Manufactured from British Western Red Cedar from sustainable forests. Timber is paler than Canadian Western Red Cedar and has small solid live knots. Full instructions for assembly and all nails and glue are supplied.

The hives comprise of: open mesh floor with entrance block, standard brood body or 14x12 brood body with 11 hoffman self spacing frames and wired foundation to suit on metal runners, dummy board, plastic queen excluder, two supers each with 10 SN1 frames on metal castellations with wired foundation, crownboard with two plastic porter escapes, 4" roof.

#### PACKAGE 1 – THE NATIONAL HIVE

A complete flat packed hive with standard brood body including all frames and foundation, nails, glue instructions and basic beekeeping guide.

See YouTube video to assemble a:

- Budget Super: <http://bit.ly/2DNfznB>
- Budget Brood Body: <http://bit.ly/2rSfai4>
- Budget Open Mesh Floor: <http://bit.ly/2nrjiQK>
- Budget Roof: <http://bit.ly/2Gvsg8d>



#### THE LANGSTROTH HIVE

The hives comprises: open mesh floor with entrance block, brood body with 10 self spacing frames and foundation, wire grid excluder, two supers each with 10 self spacing frames and foundation, crownboard with escapes and 4" roof.



#### PACKAGE 2 – THE BASIC KIT

Everything in package 1 plus a smoker, hive tool, leather gloves, jacket and veil, bee brush, smoker cartridges, feeder and mouseguard.



#### PACKAGE 3 – HONEY PROCESSING KIT

Two frame manual honey extractor, 3 x 15lb. honey buckets, 1 x 30lb. bucket with valve, uncapping fork and double strainer.

See YouTube video: <http://bit.ly/2GxKhmq>



Langstroth Hive	Price (online only)
Langstroth Hive, flat	£150.00
Langstroth Hive, assembled	£220.00



#### PACKAGE 4 – THE KIT PLUS

Everything in Package 2 plus a two frame manual honey extractor, 3 x 15lb. honey buckets, 1 x 30lb. bucket with valve, uncapping fork and double strainer.

#### PACKAGE 5 – THE 14x12 NATIONAL HIVE

A complete flat packed hive with 14x12 brood body including all frames and foundation, nails, glue, instructions and basic beekeeping guide.

#### PACKAGE 6 – THE BASIC 14x12 KIT

Everything in Package 5 plus a smoker, hive tool, leather gloves, jacket and veil, bee brush, smoker cartridges, feeder and mouseguard

#### PACKAGE 7 – THE 14x12 KIT PLUS

Everything in Package 6 plus a two frame manual honey extractor, 2 x 15lb honey buckets, 1 x 30lb bucket with valve, uncapping fork and double strainer.

#### PACKAGES 11 to 17

As packages one to seven but with an assembled hive.

FLAT HIVE	Price (online only)
Package 1 – The National Hive	£190.00
Package 2 – The Basic Kit	£270.00
Package 3 – Honey Processing Kit	£200.00
Package 4 – The Kit Plus	£460.00
Package 5 – The 14x12 Hive	£220.00
Package 6 – The 14x12 Hive and Basic Kit	£300.00
Package 7 – The 14x12 Hive and Kit Plus	£490.00

ASSEMBLED HIVE	Price (online only)
Package 11 – The Hive	£295.00
Package 12 – The Standard Hive and Basic Kit	£375.00
Package 14 – The Standard Hive and Kit Plus	£565.00
Package 15 – The 14 x 12 Hive	£325.00
Package 16 – The 14 x 12 Hive and Basic Kit	£405.00
Package 17 – The 14 x 12 Hive and Kit Plus	£595.00



## HIVE NAILS

### 2" Galvanised Nails:

2.65mm gauge heavily galvanised nails for general hive assembly. Round, not oval finish. Lost head.

### 1.5" or 1" Sheradised Panel Pins:

Slim Nails for more delicate hive assembly.

### 5/8" Brass Escutcheon Pins:

Large round headed pin for runners, cone escapes, etc.

## FRAME NAILS (GIMP PINS)

Two brands available. Both black japanned to prevent rusting. 3/4" for general frame assembly and 3/8" for holding wire when cross wiring frames. 50g of 3/4" nails will assemble approximately 25 frames.



## RAMPIN

A frame nail is placed in the tube and, with a firm punch on the handle, is driven into the wood.

Overall length 160mm.

See YouTube video: <http://bit.ly/2D0psp1>



## HIVE GLUE

A waterproof wood glue suitable for hive assembly. Supplied in spouted bottles. We recommend the gluing of all timber joints in hive parts. Frames should not be glued. 200ml. or 50ml.



## FRAME NAIL HAMMER

A small hammer suitable for frame assembly. 150g head weight. 260mm long.



## FRAME NAILING GUN

Lightweight and very easy and accurate to use. Makes frame assembly a pleasure. Fires 18 gauge, 15mm galvanised nails. Each gun is supplied with 2000 nails.



## FRAME NAIL PLIERS

Handy sized pincers with accurately shaped and cut jaws for removing frame nails. Spring operated handles with rubber grips. 100mm long.



Assembling Hives and Frames	Price	Packed Wt.
500g 2" Galvanised Nails	£6.00	0.75
500g 1.5" Panel Pins	£10.00	0.75
500g 1" Panel Pins	£10.00	0.75
100g 5/8" Escutcheon Pins	£5.40	0.15
500g 3/4" Gimp Pins	£6.00	0.75
500g 3/8" Gimp Pins	£10.00	0.75
50g 3/4" Frame Nails	£1.75	0.06
50g 3/8" Frame Nails	£2.20	0.06
500g 3/4" Challenge Frame Nails	£13.00	0.75
Rampin	£8.20	0.15
Hive Glue, 200ml	£9.25	0.25
Hive Glue, 50ml	£4.20	0.1
Frame Nail Hammer	£3.25	0.25
Electric Frame Nailing Gun	£54.25	1.5
2000 Nails for Nailing Gun	£9.25	0.6
Frame Nail Pliers	£4.40	0.1

## FRAME WIRE

**Standard:** 250g reels of 0.40mm rust proofed wire.

**Stainless Steel:** 0.44mm in gauge, a very smooth, hard wire on reels of 250g.

These grades of wire are ideally suited for wiring your own frames and providing extra support for the foundation especially on the larger brood frames.



## SPUR EMBEDDERS

If you wire your own frames you will find these tools indispensable.

**Euro style:** Brass fittings, plastic handle and knurled wheel for simple embedding. 235mm long.



**U.S. style:** Embedder with 100mm shaped wooden handle and 50mm diameter spur wheel. Overall length 165mm.

Heat with a small flame. Run along wire.

The wax is melted and covers the wire. Wire needs to be taut.



## EYELETS

Standard brass eyelets for insertion into a side bar to prevent wire from cutting into timber. Can be either hammered or punched through a pre-drilled hole. Packets of 23g, approx. 250 eyelets.



## EYELET PUNCH

A robust tool for punching holes in side bars and inserting eyelets.

Hardwood and steel construction with hardened steel needle.

215mm long.




## WIRE CRIMPER

A tensioning and crimping device which makes wiring frames much easier. No straining of the wire or sore hands.



## TRANSFORMER

This 10V transformer is perfect for embedding frame wire into foundation when wiring your own frames. 130mm insulated probes.



Wiring Frames	Price	Packed Wt.
Standard Frame Wire	£6.00	0.3
Stainless Steel Frame Wire	£11.00	0.3
Euro Spur Embedder	£5.40	0.25
US Spur Embedder	£10.30	0.15
Eyelets, 23g	£3.50	0.06
Eyelet Punch	£26.00	1.5
Wire Crimper	£11.00	0.15
Transformer	£43.40	2

## BEESWAX FOUNDATION

Beeswax sheets are available in two grades, Premier and Standard. Premier is our usual top quality product using beeswax sourced from the United Kingdom, Ireland, Europe or East Africa. This is our top quality foundation, which has the wonderful aroma – a sign of top quality. It has been manufactured here in Lincolnshire for sixty years and gives us our reputation as the leading manufacturer of beeswax foundation in the UK. Our standard grade is also manufactured here at Rand and uses imported beeswax. All beeswax imported into the EU and the UK is sterilised.

After careful checks, the wax is packed in recyclable polythene to help retain the delicate aroma and to keep it fresh. All foundation, is packed in multiples of ten, and is manufactured in all regular sizes, both in worker base and drone base. Thin Super for cut comb and sections is available in premier quality and worker base only. Wired or plain - special sizes made to order.

NB: Beeswax sheets easily shatter in very cold weather. In this situation, we will hold orders until it is warmer.



### PREMIER BEESWAX

Description	Wired	Unwired	Packed Wt.
<b>TEN SHEET RATE</b>			
B.S. Deep	£15.60	£14.40	1
B.S. Shallow	£9.60	£8.60	0.75
B.S. 14" x 12"	£26.20	£24.20	1.4
Langstroth Deep	£18.60	£17.40	1.25
Langstroth Shallow	£11.40	£10.40	0.75
Dadant Deep	£26.20	£24.20	1.7
Dadant Shallow	£13.70	£12.70	0.75
Commercial deep	£21.70	£20.10	1.25
Commercial Shallow	£13.70	£12.70	0.7
14"x12" Extension	£8.80		0.5
OSB	£13.70	£12.70	0.75
<b>Thin Super for Cut Comb</b>			
B.S. Deep		£10.85	0.75
B.S. Shallow		£6.50	0.4
Langstroth Shallow		£8.15	0.5
Dadant Shallow		£9.40	0.7
Commercial Shallow		£9.40	0.5
Section Square		£1.70	0.2
Three section Length		£4.55	0.4
Four Section Length		£6.20	0.5
<b>ONE HUNDRED SHEET RATE (per 10 sheets)</b>			
B.S. Deep	£15.20	£14.10	8.6
B.S. Shallow	£9.20	£8.30	6.5
B.S. 14" x 12"	£25.20	£23.30	12
Langstroth Deep	£18.00	£16.80	10.8
Langstroth Shallow	£11.20	£10.20	6.5
Dadant Deep	£25.20	£23.30	14.5
Dadant Shallow	£13.40	£12.40	6.5
Commercial deep	£21.00	£19.50	10.8
Commercial Shallow	£13.40	£12.40	6
OSB	£13.40	£12.40	6
<b>Thin Super for Cut Comb</b>			
B.S. Deep		£10.00	6.5
B.S. Shallow		£6.00	3.5
Langstroth Shallow		£7.80	4.3
Dadant Shallow		£9.00	6
Commercial Shallow		£9.00	4.3
Section Square		£1.60	1.7
Three section Length		£4.40	3.5
Four Section Length		£5.90	4.3

### STANDARD BEESWAX

Description	Wired	Unwired	Packed Wt.
<b>TEN SHEET RATE</b>			
B.S. Deep	£13.00	£11.80	1
B.S. Shallow	£8.10	£7.10	0.75
B.S. 14" x 12"	£22.00	£20.00	1.4
Langstroth Deep	£15.70	£14.50	1.25
Langstroth Shallow	£9.60	£8.60	0.75
Dadant Deep	£22.00	£20.00	1.7
Dadant Shallow	£11.50	£10.50	0.75
Commercial deep	£18.20	£16.60	1.25
Commercial Shallow	£11.50	£10.50	0.7
OSB	£11.50	£10.50	0.75
<b>ONE HUNDRED SHEET RATE (per 10 sheets)</b>			
B.S. Deep	£12.80	£11.70	8.6
B.S. Shallow	£7.80	£6.90	6.5
B.S. 14" x 12"	£21.70	£19.80	12
Langstroth Deep	£15.20	£14.00	10.8
Langstroth Shallow	£9.40	£8.40	6.5
Dadant Deep	£21.70	£19.80	14.5
Dadant Shallow	£11.20	£10.20	6.5
Commercial deep	£17.70	£16.20	10.8
Commercial Shallow	£11.20	£10.20	6
OSB	£11.20	£10.20	6

### SINGLE FRAMES AND SHEETS OF FOUNDATION

We recognise that not all brood bodies and supers take a nice round number of 10 frames and sheets of foundation. We are pleased to be selling individual frames and sheets of foundation which can be ordered on their own or in addition to packs of 10 sheets. For prices, see our website.



### 4.9/5.0MM CELL SIZE FOUNDATION

4.9 mm foundation for varroa control. It is claimed varroa mites struggle to reproduce in the slightly smaller cell size. 4.9 mm being close to what bees produce in comb width in nature. Many beekeepers in the USA who have experimented with small cell have reported encouraging results. Moving over to small cell however can be difficult and must be done at the correct time of year. It cannot be done either by simply putting 10 frames of small cell foundation in the hive. The bees must first be subject to regression over a period of several months.

Available in all sizes, wired or unwired, in premier grade only. Prices as shown on page 17.

### DN4 AND SN4 FRAMES FOR SMALL CELL FOUNDATION

The spacing on these frames is more suitable when using 4.9/5.0mm foundation. They are 32mm wide.

Same price as standard D/SN4 frames. See page 21.

### BLACK FOUNDATION SHEETS

Standard grade beeswax manufactured at Rand. It is dyed beeswax blended from a variety of sources. It is diagonally wired and the one continuous length is embedded into the freshly milled wax at an angle to the cells, eliminating any tendency to sag. Some beekeepers may find it easier to spot eggs in the black foundation. BS Deep size only for use in National, WBC and Smith standard brood bodies.



Description		Packed Wt.
BS Deep Black Foundation Sheet	£1.75	0.15
10 Sheets	£12.80	1


### 4.7MM CELL SIZE FOUNDATION

We now offer the smaller cell size foundation, suitable for Apis Mellifera Scutellata, the African Honey Bee. Not to be confused with 4.9/5.0mm cell size. Premier grade only.

Description	Wired	Unwired	Packed Wt.
Langstroth Deep	£18.60	£17.40	1.25
Langstroth Shallow	£11.40	£10.40	0.75

### "STRONGHOLD" CRIMPED WIRED

Originally pioneered by Taylors of Welwyn this Premier foundation has seven vertical crimped wires electrically embedded into every sheet. For perfectly straight combs without sagging. The choice of professionals. Available as BS deep and shallow and 14x12. Premier grade only.



"Stronghold" Crimped Wire	Price	Packed Wt.
BS Deep Wired, per 10 sheets	£15.60	1
BS Shallow Wired, per 10 sheets	£9.60	0.75
BS 14" x 12" Wired, per 10 sheets	£26.20	1.4

### DIAGONAL WIRED FOUNDATION

Our finished foundation is wired diagonally and the one continuous length is embedded into the freshly milled wax at an angle to the cells, eliminating any tendency to sag.

## National Honey Show Centenary 1923 - 2023

International Classes and Beekeepers' Autumn Lecture Convention

Thursday 26th – Saturday 28th October 2023



**Honey, Beeswax, Art & Music**  
**Special Centenary Competition Classes**  
**Exhibition: Photographs by Eric Tournet**  
**Shop Window Class of Hive Products,**  
**Display of Cups & Trophies**  
**... and more ...**

**Fantastic programme**  
**of lectures by Randy Oliver**  
**Daniel Stabler, Roger Patterson**  
**Andrew Abrahams, Michael Palmer**  
**Plus all the usual Display of Entries Workshops**  
**Trade Hall, Friday Bee Craft lectures**  
**Saturday programme for newer beekeepers**

**Visit our website early summer for updates, Schedule & Programme**

**Come along and join us to celebrate 100 years of**  
**The National Honey Show**

[www.honeyshow.co.uk](http://www.honeyshow.co.uk) [showsec@honeyshow.co.uk](mailto:showsec@honeyshow.co.uk)

## BEESWAX CONVERSION

The Conversion system provides for a lb. per lb. exchange of crude wax into refined foundation. The beekeeper pays for this on a per lb. rate to which we add a wiring charge if necessary.

The Straight Swap is exactly as it sounds. You provide the wax and we swap it for Premier Foundation, wired or unwired and No Cash Changes Hands.



### Beeswax Conversion

Up to 25kg/55lbs	per pound	<b>£1.90</b>
over 25kgs/55lbs	per pound	<b>£1.40</b>
Wiring Shallow Foundation, 10 sheets		<b>£1.25</b>
Wiring BS, Langs, Commercial Deep, 10 sheets		<b>£1.50</b>
Wiring Dadant Deep & 14" x 12", 10 sheets		<b>£2.30</b>

### Approximate number of sheets per lb.

British Standard Shallow	14
British Standard Deep	8
British Standard Shallow Thin Super	20
British Standard Deep Thin Super	12
Rose, OSB	8
Commercial Deep	6
Commercial Shallow	10
Commercial Thin Super	15
Dadant Deep	5
Dadant Shallow	10
Dadant Thin Super	14
Langstroth Deep	7
Langstroth Shallow	12
Langstroth Thin Super	16
14" x 12"	5
Section Squares	75
3 Section Length	25
4 Section Length	20

## BEESWAX CONVERSION AT THE EXHIBITIONS

We hope to see beekeepers at the Ulster Convention, The Beekeeping Show, Welsh Convention, BBKA Spring Convention and the National Honey Show. We will be offering our usual conversion and straight swap service at these events. If you have a quantity of wax, please let us know the details beforehand and we will have your foundation ready for you. You can also take your crude wax to any of our shops. Alternatively, send your wax to us at Rand with a note. We will then organise to send you appropriate beeswax sheets in our premier grade.

## WAX CONVERSION SERVICE

Thorne offer a more personal wax conversion service. If you, or a group of beekeeping friends, have at least 500lbs (224kgs) we can convert this into foundation. We guarantee you will get your own beeswax back so you have peace of mind knowing its provenance. Any size of foundation is available. For more details call 01673 858555.

## **"No Cash Straight-Swap"** You give us beeswax – We give you foundation

The tables below show exactly (to the nearest quarter of a sheet) how many sheets per pound we swap.

For example, you have 10lbs. beeswax to "straight swap". You will use the top table. You want some BS Deep Wired and some Section Squares. You can decide; maybe 4lbs BS Deep Wired (that will give you 15 sheets), that leaves 6lbs. for Section Squares (263 sheets).

If you need any help working it out, our staff will be pleased to help you.

We work out to the nearest sheet, always higher rather than lower.

**And your wallet stays firmly closed!!**

### BEESWAX TO CONVERT – Up to 50lbs/22kgs

WIRED		UNWIRED		THIN SUPER	
B.S. Deep	3¾ Sheets	B.S. Deep	4¾ Sheets	B.S. Deep	7¼ Sheets
B.S. Shallow	6¼ Sheets	B.S. Shallow	8½ Sheets	B.S. Shallow	11¾ Sheets
Commercial Deep	3 Sheets	Commercial Deep	3½ Sheets	Commercial Shallow	8¾ Sheets
Commercial Shallow	4¾ Sheets	Commercial Shallow	5¾ Sheets	Dadant	8½ Sheets
Dadant Deep	2¼ Sheets	Dadant Deep	3 Sheets	Langs	9¼ Sheets
Dadant Shallow	4¾ Sheets	Dadant Shallow	5¾ Sheets	Section Squares	43¾ Sheets
Langs Deep	3½ Sheets	Langs Deep	4¾ Sheets	3 Sect. Length	15¾ Sheets
Langs Shallow	5¼ Sheets	Langs Shallow	7 Sheets	4 Sect. Length	11½ Sheets
14" x 12"	2¼ Sheets	14" x 12"	3 Sheets		

### BEESWAX TO CONVERT – Over 51lbs/23kgs

WIRED		UNWIRED		THIN SUPER	
B.S. Deep	4¼ Sheets	B.S. Deep	5¼ Sheets	B.S. Deep	8 Sheets
B.S. Shallow	6¾ Sheets	B.S. Shallow	9¼ Sheets	B.S. Shallow	13 Sheets
Commercial Deep	3¾ Sheets	Commercial Deep	4 Sheets	Commercial Shallow	10 Sheets
Commercial Shallow	5 Sheets	Commercial Shallow	6½ Sheets	Dadant	9¼ Sheets
Dadant Deep	2½ Sheets	Dadant Deep	3¾ Sheets	Langs	10½ Sheets
Dadant Shallow	5 Sheets	Dadant Shallow	6½ Sheets	Section Squares	49½ Sheets
Langs Deep	3¾ Sheets	Langs Deep	4½ Sheets	3 Sect. Length	16¾ Sheets
Langs Shallow	6 Sheets	Langs Shallow	8 Sheets	4 Sect. Length	13 Sheets
14" x 12"	2½ Sheets	14" x 12"	3¾ Sheets		


### BEESWAX CREDIT

If you have excess clean beeswax, we will buy it, either against purchase of goods or outright.

Against purchase of goods, kg	<b>£3.80</b>
Outright purchase, kg	<b>£2.50</b>



### FLEXIBLE SILICONE FOUNDATION PRESS



Apis Mellifera Mellifera. This silicone press is a pleasure to use and will produce foundation sheets with an accurate cell shape time after time.

Sheets will be half as thick again as commercially manufactured foundation. With 10 BS deep weighing approximately 750g

Will produce sheets up to size up 430x220mm.

A heavy duty wooden roller designed to be used with the flexible silicone foundation press is an optional extra.

Frames and Foundation	Price	Packed Wt.
Flexible Silicone Foundation Press	<b>£45.00</b>	0.8
Roller	<b>£14.00</b>	1

### PLASTIC FOUNDATION

Once drawn the combs are virtually indestructible, enabling the beekeeper to extract at high speed without fear of the comb breaking up. Many commercial beekeepers use plastic foundation now as a matter of course. Not coated with beeswax but can be quickly dipped. Available in Langstroth or British Standard sizes only. Available in yellow/orange and black.



Plastic Foundation	Per sheet	Wt.	Per 200 sheets	Wt.
Yellow or Black BS Deep	<b>£1.20</b>	0.2	<b>£205.00</b>	30
Yellow or Black BS Shallow	<b>£1.20</b>	0.2	<b>£205.00</b>	18
Yellow or Black Langstroth Deep	<b>£1.20</b>	0.2	<b>£205.00</b>	32
Yellow or Black Langstroth Shallow	<b>£1.20</b>	0.2	<b>£205.00</b>	23

### FRAME, HIVE AND FOUNDATION SPECIFICATION

	National	WBC	Smith	Commercial	Langstroth	Dadant
External Dimensions	18 $\frac{1}{8}$ " x 18 $\frac{1}{8}$ "	21 $\frac{1}{2}$ " x 21 $\frac{1}{2}$ " lifts 17 $\frac{3}{4}$ " x 16 $\frac{1}{4}$ " brood	16 $\frac{3}{8}$ " x 18 $\frac{1}{4}$ "	18 $\frac{5}{16}$ " x 18 $\frac{5}{16}$ "	20" x 16 $\frac{1}{4}$ "	20" x 18 $\frac{1}{2}$ "
Brood depth	8 $\frac{7}{8}$ "	8 $\frac{7}{8}$ "	8 $\frac{7}{8}$ "	10 $\frac{1}{2}$ "	9 $\frac{7}{16}$ "	11 $\frac{3}{4}$ "
Deep brood depth	12 $\frac{1}{2}$ "	12 $\frac{1}{2}$ "	12 $\frac{1}{2}$ "		11 $\frac{3}{4}$ "	
Super depth	5 $\frac{7}{8}$ "	5 $\frac{7}{8}$ "	5 $\frac{7}{8}$ "	6 $\frac{3}{8}$ "	5 $\frac{3}{4}$ "	6 $\frac{5}{8}$ "
<b>Brood Frames</b>						
Hoffman	*11	*10	*11	*11	10	11
Narrow Ends	11	10				
<b>Super Frames</b> *N.B. One extra brood frame can be fitted in each of these but manipulations are easier as shown with dummy board.						
Hoffman	11	10	11	11	10	11
Manley	10	9	10	10	8	10
Wide Ends	8	8				
Castellated Spacers	9, 10 or 11	8 or 10				
Brood Area	2200 sq. ins.	2000 sq. ins.	2200 sq. ins.	3000 sq. ins.	2750 sq. ins.	3740 sq. ins.
No. Worker Cells	50,000	45,000	50,000	70,500	61,400	85,000
Bee Space	Bottom	Bottom	Top	Bottom	Top	Top
<b>Foundation</b>						
Deep	13 $\frac{7}{16}$ " x 8"	13 $\frac{7}{16}$ " x 8"	13 $\frac{7}{16}$ " x 8"	15 $\frac{7}{16}$ " x 9 $\frac{1}{2}$ "	16 $\frac{3}{4}$ " x 8 $\frac{5}{8}$ "	16 $\frac{3}{4}$ " x 10 $\frac{3}{4}$ "
Shallow	13 $\frac{7}{16}$ " x 5"	13 $\frac{7}{16}$ " x 5"	13 $\frac{7}{16}$ " x 5"	15 $\frac{7}{16}$ " x 5 $\frac{1}{2}$ "	16 $\frac{3}{4}$ " x 4 $\frac{7}{8}$ "	16 $\frac{3}{4}$ " x 5 $\frac{3}{4}$ "
Extra Deep 14x12 or Jumbo	13 $\frac{7}{16}$ " x 11 $\frac{1}{2}$ "	13 $\frac{7}{16}$ " x 11 $\frac{1}{2}$ "	13 $\frac{7}{16}$ " x 11 $\frac{1}{2}$ "		16 $\frac{3}{4}$ " x 10 $\frac{3}{4}$ "	

Thin super foundation sizes:  
Section squares 4 $\frac{1}{8}$ " x 4 $\frac{3}{16}$ "    3 Section length 12 $\frac{3}{4}$ " x 4 $\frac{3}{16}$ "    4 Section length 17" x 4 $\frac{3}{16}$ "

## Out with the Old!

We are told to refresh around half our brood frames each year... or you can do a Bailey comb change to change all the combs at one go. You could change half your hives one year the other half next year... and repeat...

Spring is the best time of year to change brood combs, it gives the young wax workers lots to do, a byproduct of which is to discourage swarming. The colony should be fit and healthy, on 6-7 combs of brood and wanting to expand. If you suspect the colony is diseased in any way a shook swarm is a better option.

Above the old brood box add a new (or cleaned) box of fresh frames with undrawn comb, and above this second brood box, a contact or rapid feeder with 1:1 sugar syrup, or a queen excluder and a super of stores.

The wax workers will collect in the new box, above the warmth of the colony with a supply of food above them; this is their favorite and most productive position. Usually within a week they will have drawn all 10-11 combs. Sometimes it takes a week or two for them to get started... I have had one colony do in the last week what two others of a similar size have done in three. Only feed while the bees are

drawing wax, once the job is done, super up as you would normally, you don't want sugar to be stored in the supers...

Once the top box is drawn and the queen has started laying a new nest up there you insert a Bailey board under the top box trapping the queen in the top box. The Bailey board consists of a thin eke with an entrance above a queen excluder. Once you have the Bailey board in position, you then close off the bottom (old) entrance. The flying bees find the bottom entrance closed and walk up the front of the hive to the top entrance, they then re-orientate on this entrance.

Because the foraging bees are now effectively by-passing the bottom box; honey should not be dumped into the bottom box as the brood hatches. The old brood nest hatches out over the next three weeks and the young bees will move up through the Bailey board queen excluder into the top nest box. Once the bottom box is free of brood it should be removed, with the Bailey board, and the top box returned to the floor (with the old entrance now open).

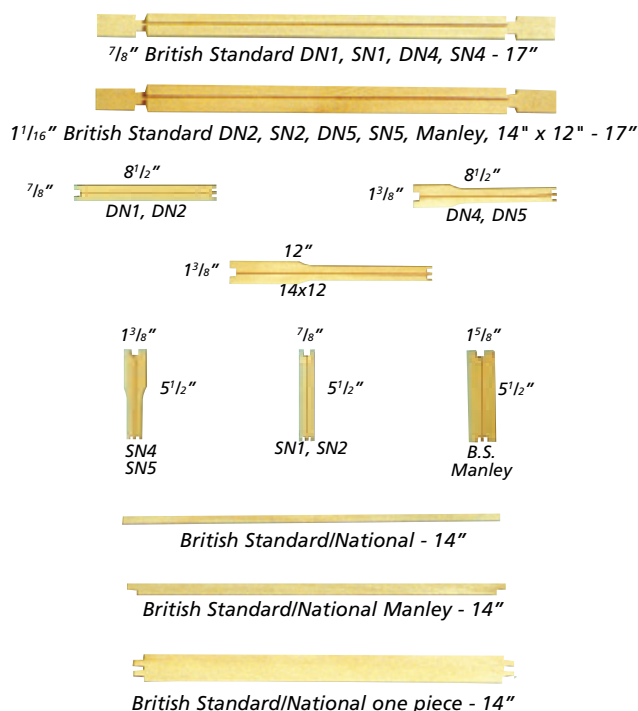
## FRAMES

Our frames are manufactured from the best quality, seasoned, Swedish softwood in accordance with the British Standard specification. At first glance, frames sizes and selection can appear rather complicated. We hope the information below will help to make your choice easier.

See YouTube video to assemble a:

- Super Frame: <http://bit.ly/2DZZPkk>
- Brood Frame: <http://bit.ly/2GvB3qz>

### BS (BRITISH STANDARD) FRAMES TO FIT EITHER THE NATIONAL, WBC OR CENTENARY HIVES



**D.N.1** – comprises the  $\frac{7}{8}$ " wide top bar, the DN1 side bar and the two piece 14" bottom bar. They should be spaced, the recommended type is the narrow plastic end.

**D.N.2** – as the D.N.1 but with a  $1\frac{1}{16}$ " wide top bar (a little stronger than the  $\frac{7}{8}$ " and discourages brace comb).

**D.N.4** – comprises the  $\frac{7}{8}$ " wide top bar, the DN4 Hoffman self spacing side bar which is  $1\frac{3}{8}$ " wide at the top tapering down to 1" at the bottom. These are supplied as standard in our National and WBC brood bodies.

**D.N.5** – as the D.N.4 but with a  $1\frac{1}{16}$ " wide top bar (a little stronger than the  $\frac{7}{8}$ " and discourages brace comb).

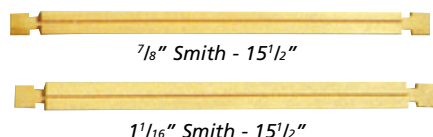
**14" x 12"** – comprises the  $1\frac{1}{16}$ " top bar, the 14" x 12" Hoffman self spacing side bars and the two piece 14" bottom bar.

**S.N.1, S.N.2, S.N.4, and S.N.5** are identical to those above but have the shallow side bars for supers.

**BS Manley** – comprises the  $1\frac{1}{16}$ " wide top bar, the BS Manley parallel side bar and the two piece BS Manley bottom bar. Both the top and bottom bars measure  $1\frac{1}{16}$ " in width making uncapping with a knife or machine easier. Shallow size only.

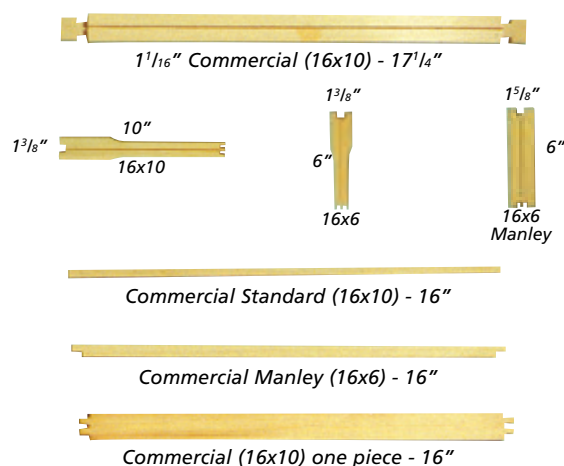
BS Frames	DN1 or SN1	DN2 or SN2	DN4 or SN4	DN5 or SN5	BS Manley	14" x 12"	Packed Wt
10	£16.00	£18.80	£19.30	£21.70	£21.70	£25.30	2
50	£76.60	£89.00	£93.20	£105.25	£105.25	£122.60	7.5
100	£149.00	£172.80	£180.80	£204.40	£204.40	£238.70	14
500	£690.00	£798.50	£836.50	£946.10	£946.10	£1104.00	50

### BS (BRITISH STANDARD) FRAMES TO FIT THE SMITH HIVE



Smith frames are identical to those for National and WBC but have a short lug as shown above. Prices are also the same.

### FRAMES TO FIT A COMMERCIAL HIVE



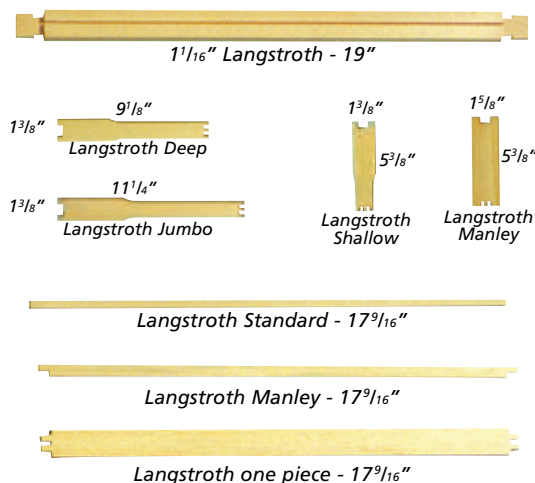
**Commercial Deep** – also referred to as 16" x 10" – comprises the Commercial Top Bar, 16" x 10" Hoffman self spacing side bars. and two piece 16" bottom bar.

**Commercial Shallow** – also referred to as 16" x 6" – comprises the Commercial Top Bar, 16" x 6" Hoffman self spacing side bars and two piece bottom bar.

**Commercial Manley** – comprises the Commercial Top bar, 16" x 6" Manley side bars and the two piece Manley bottom bar. Both the top and bottom bars measure  $1\frac{1}{16}$ " in width making uncapping with a knife or machine easier. Shallow size only.

Commercial Frames	Deep	Shallow	Manley	Packed Wt.
10	£24.40	£21.70	£21.70	2.5
50	£117.20	£105.25	£105.25	8
100	£229.00	£204.40	£204.40	15
500	£1067.00	£946.10	£946.10	50

### FRAMES TO FIT A LANGSTROTH HIVE



**Langstroth Deep** – comprises the Langstroth Top Bar, Langstroth deep Hoffman self spacing side bars and two piece Langstroth bottom bar.

**Langstroth Jumbo** – comprises the Langstroth Top Bar, Langstroth jumbo Hoffman self spacing side bars and two piece Langstroth bottom bar.

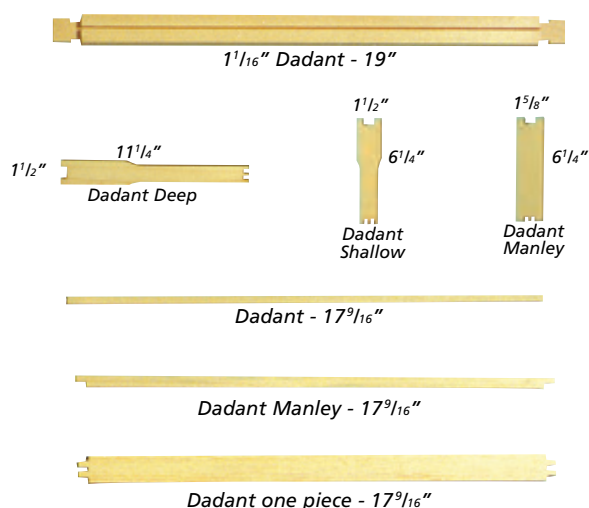
**Langstroth Shallow** – comprises the Langstroth Top Bar, Langstroth shallow Hoffman self spacing side bars and two piece Langstroth bottom bar.

**Langstroth Manley** – comprises the Langstroth Top bar, Langstroth Manley side bars and the two piece Langstroth Manley bottom bar. Both the top and bottom bars measure  $1\frac{1}{16}$ " in width making uncapping with a knife or machine easier. Shallow size only.

Langstroth Frames	Deep	Jumbo	Shallow	Manley	Packed Wt.
10	£24.40	£25.30	£21.70	£21.70	2.5
50	£117.20	£122.60	£105.25	£105.25	8
100	£229.00	£238.70	£204.40	£204.40	15
500	£1067.00	£1104.00	£946.10	£946.10	50



### FRAMES TO FIT A DADANT HIVE



**Dadant Deep** – comprises the Dadant Top Bar, Dadant deep Hoffman self spacing side bars and two piece Dadant bottom bar.

**Dadant Shallow** – comprises the Dadant Top Bar, Dadant shallow Hoffman self spacing side bars and two piece Dadant bottom bar.

**Dadant Manley** – comprises the Dadant Top bar, Dadant Manley side bars and the two piece Dadant Manley bottom bar. Both the top and bottom bars measure 1 1/16" in width making uncapping with a knife or machine easier. Shallow size only.

Dadant Frames	Deep	Shallow	Manley	Packed Wt.
10	£25.30	£21.70	£21.70	2.5
50	£122.60	£105.25	£105.25	8
100	£238.70	£204.40	£204.40	15
500	£1104.00	£946.10	£946.10	50

### MIXED DN4 AND SN4 FRAMES

A handy way to buy 50 frames.  
25 DN4 and 25 SN4.  
Nails not included.



### ROSE OSB FRAMES

These are made to fit the Rose box, using a British Standard 7/8" top bar, 7 1/8" deep Hoffman self spacing side bars and two piece BS bottom bar.

### ONE PIECE BOTTOM BARS

These are available in British Standard, Commercial, Langstroth and Dadant size. They are used when beekeepers wire their own frames.

### TOP BARS FOR TOP BAR AND WARRE HIVES


For the Top Bar Hive, these are 450mm x 35mm x 12mm with a 4mm wide and 2mm deep groove.

For the Warre Hive, totally plain; 320mm x 25mm x 10mm.

Frames	Price	Packed Wt.
25 DN4 and SN4	£93.30	7.9
Rose OSB Frames, 10	£19.30	2
Rose OSB Frames, 50	£93.30	7.5
Additional cost for 10 frames with one piece bottom bars	£3.25	
Top Bar for Top Bar Hive, 10	£14.65	3
Top Bar for Warre Hive, 10	£9.50	1

### LUG SAVERS

All beekeepers must have experienced broken/fractured frame lugs from time to time.....normally when they least expect it. Those honey laden frames will not last for ever so if you want to eke a bit more life out of them why not use our Lug Savers. Shaped galvanised brackets that fit over the long lug of National frames and can be securely pinned to the top bar and side bar.



### FRAME PARTS

Frame Parts	Price	Packed Wt.	100	Packed Wt.
Lug Savers, set of 5	£3.00	0.25		
BS 7/8" Top Bars	£0.88	0.1	£72.25	7.4
BS 1 1/16" Top Bars	£1.13	0.1	£90.00	10
Commercial, Langstroth or Dadant top bars	£1.13	0.1	£90.00	10
DN1 or SN1 side bars	£0.34	0.06	£27.10	2.6
DN4 or OSB side bars	£0.49	0.06	£39.00	3.6
All Hoffman shallow side bars	£0.49	0.06	£39.00	3.3
All Manley shallow side bars	£0.44	0.06	£34.75	3.5
Langstroth or Commercial deep side bars	£0.60	0.06	£48.85	4
Dadant Deep, Langstroth Jumbo or 14" x 12" side bars	£0.65	0.06	£52.00	4.8
All Bottom Bars, 2 piece, per pair	£0.48	0.06	£39.00	2.2
All Manley Bottom Bars, 2 piece, per pair	£0.65	0.06	£52.00	3.3
Bottom Bars, one piece	£0.72	0.06	£58.60	3.3
Wedge for DN1 Top Bar	£0.24	0.06	£18.25	1

### 'FOUNDATIONLESS FRAMES


Frames with a one piece bottom bar and solid top bar with a V profile cut on the underside. The bees attach comb to the V projection and fill the void in the frame with natural comb. There is no necessity to run wax on the V as it will not have as much purchase as the bees own wax productions.



Foundationless Frames	Price per 10 Flat	Price per 10 Assembled	Packed Wt.
DN5	£23.60	£36.35	2.5
14" x 12"	£26.80	£41.50	3.0

### ASSEMBLED FRAMES

Frames may be purchased ready assembled, fitted with wired, unwired or thin super foundation. All sizes of frames are available assembled and, unless otherwise requested, supplied with wired premier foundation.



Assembled Frames	Price per 10	Packed Wt.
DN1 complete with ends	£57.20	3.4
SN1 complete with ends	£50.10	3
DN4/OSB	£58.00	3.6
SN4	£51.35	3.2
BS Manley	£54.20	3.2
14" x 12"	£92.90	4.4
Langstroth Deep	£72.00	4.2
Langstroth Jumbo	£92.90	4.4
Langstroth Shallow or Manley	£56.30	3.2
Dadant Deep	£92.90	4.4
Dadant Shallow or Manley	£58.60	3.2
Commercial Deep	£86.00	3.6
Commercial Shallow or Manley	£58.60	3.2

### SECTIONS

Sections were once the most popular way of producing comb honey. In the early fifties EH Taylor of Welwyn would regularly ship over 2.5 million of these small wooden crates to Ireland for comb production. They are not as popular now but they are still the premium product for marketing comb honey.

The grooved with split top type is sometimes called the English pattern and takes the section square foundation. A three sided split type is also available, often called the Irish pattern. This is used with 3 or 4 section length foundation, i.e. one sheet of foundation is slotted into 3 or 4 sections.

See YouTube video: <http://bit.ly/2rUsUZs>



### HANGING SECTIONS

A convenient way of obtaining a few sections. The hanging frame can be placed in a super occupying the space of two frames. Hanging dividers must be used to prevent brace comb from being built onto the adjoining standard frames. Available in BS size only.

See YouTube video: <http://bit.ly/2EpZwNE>



### SECTION DIVIDERS

Dividers are placed between each row of sections preventing brace comb and ensuring an attractive level capping. Manufactured in 1mm white polystyrene. Four section size for National/Commercial, Langstroth, Dadant and WBC or three section size for Smith. The plastic dividers have the advantage of being easy to clean, no sharp edges and more importantly, they are 'warm' for the bees. Hanging Sections available in BS size only.



### SECTION RACKS AND SPRINGS

Purpose built full size racks for holding sections securely in the hive.

Made in Western Red Cedar and available for all hives. Retaining spring included.

See YouTube video: <http://bit.ly/2Fuz6tg>



Sections	Price	Packed Wt.
English/Irish, 10	<b>£6.60</b>	0.5
English/Irish, 100	<b>£60.00</b>	3
Hanging Section without dividers, flat	<b>£13.70</b>	0.4
Hanging Section with dividers, flat	<b>£15.40</b>	0.5
Hanging Section complete, assembled	<b>£23.40</b>	1
Section Dividers, 3 size, 10	<b>£13.00</b>	0.6
Section Dividers, 4 size, 10	<b>£16.30</b>	0.8
Hanging Section Dividers, 10	<b>£20.60</b>	1

### SECTION RACK CAPACITIES

Section Rack	Round Section Frames	Timber Sections
National	10 frames = 40 sections	4 rows of 8 = 32 sections
Langstroth	9 frames = 36 sections	4 rows of 7 = 28 sections
Dadant	10 frames = 40 sections	4 rows of 8 = 32 sections
Smith	WILL NOT FIT	3 rows of 8 = 24 sections
WBC	9 frames = 36 sections	4 rows of 7 = 28 sections

### SECTION RACKS COMPLETE WITH TIMBER SECTIONS AND DIVIDERS



### ROUND SECTIONS

All plastic section frames that will produce circular combs. The bees seem to prefer this shape as there are no difficult corners to fill. Frames have built in dividers and are re-usable. The completed section is packaged using rings, clear and opaque covers and the labels to 'tie' the package together. Each frame holds four sections. NOTE: Round sections will only fit into section racks not standard supers.



### SECTION RACKS COMPLETE WITH ROUND PLASTIC SECTIONS



Section Racks	Assembled	Flat	Packed Wt.
National/Commercial, empty	<b>£39.00</b>	<b>£28.40</b>	3.3
WBC, empty	<b>£32.50</b>	<b>£23.70</b>	2.4
Langstroth/Dadant/Smith, empty	<b>£41.50</b>	<b>£30.40</b>	3.4
Retaining Spring	N/A	<b>£2.70</b>	0.15

Sections	Price	Packed Weight
National/Commercial, complete with timber sections, assembled	<b>£100.00</b>	4.3
WBC, complete with timber sections, assembled	<b>£89.40</b>	3.2
Langstroth, complete with timber sections, assembled	<b>£98.50</b>	4.3
Dadant, complete with timber sections, assembled	<b>£111.20</b>	4.5
Smith, complete with timber sections, assembled	<b>£91.60</b>	4.1
Complete Section Frame with all rings, covers and labels	<b>£18.00</b>	1
Section rings, 4 pairs	<b>£2.70</b>	0.15
Covers, opaque or clear, 4 pairs	<b>£6.00</b>	0.25
National/Commercial rack complete with round sections, assembled	<b>£195.00</b>	7.1
WBC Rack complete with round section, assembled	<b>£173.40</b>	6.2
Langstroth Rack complete with round sections, assembled	<b>£182.40</b>	7.1
Dadant Rack, complete with round sections, assembled	<b>£198.00</b>	7.3



### SPACING TOOL

Speed up honey harvesting with this sturdy, stainless steel 10 frame spacing tool. One type is made for National Hives it will greatly assist in spacing SN1 frames in a super without the use of plastic/metal ends or castellations. 420mm long. Made from 1mm thick stainless steel sheet. A second size is 300mm long, designed to space top bars in the Warre Hive.



### ANTI ROBBERY DEVICE

This is a full width galvanised entrance device that deters robbing bees and other predators. Will fit National, Commercial, Langstroth, Dadant and Smith hive.

See YouTube video: <https://bit.ly/2Wu9Wo1>



### NARROW PLASTIC ENDS

17/16" spacing. In red, green, blue, yellow or natural. Extremely durable with no sharp edges. Use the colours to code queen age or apiary system.



### WIDE PLASTIC ENDS

In natural only. If you find this spacing initially too wide, it is a good idea to stagger the spacers until the combs are partially drawn out.



### METAL ENDS

Made in our own workshops from 0.38mm coils. Wide size only, used in supers, is 17/8".

### FRAME RUNNERS

Made in galvanised steel and stainless steel. The latter are acid proof. Galvanised steel in three size:- National/Commercial, Dadant or Smith - 16 1/2", WBC - 15" and Langstroth 14 1/2".

Stainless Steel:- National/Commercial, Dadant or Smith. 16 1/2" only.



Spacers	Price	Packed Wt.
Spacing Tool	<b>£6.80</b>	0.3
Anti Robbing Device	<b>£5.40</b>	0.75
Narrow Plastic Ends, 100	<b>£8.10</b>	0.2
Wide Plastic Ends, 100	<b>£8.10</b>	0.2
Wide Metal Ends, 50	<b>£7.60</b>	0.5

Runners	Pair	Packed Wt.	10 Pairs	Packed Wt.
Metal Frame Runners	<b>£1.60</b>	0.2	<b>£11.70</b>	1.2
Stainless Steel Frame Runners	<b>£3.50</b>	0.2	<b>£27.00</b>	1.2

### CASTELLATED SPACERS

We recommend this type of spacer for National and WBC supers. Available in 8 or 10 slot for WBC and 9, 10 or 11 for National. Our first quality National and WBC supers have slots to accommodate spacers which saves nailing and also means you can experiment and change the spacing of your supers with ease. We also have slightly shorter spacers to nail into the inside of our budget super. 10 slot only.

Lengths: Standard National 429mm; Budget National 418mm; WBC 383mm



### MOUSEGUARDS

A simple galvanised strip that fits onto the hive entrance. Held in position with drawing pins.

Available for all hives.



### MINI MOUSEGUARDS

Mini Mouseguard to fit nucleus hives. 200 x 38 x 0.5mm.



### SNOWLEY MOUSEGUARD MAGNET

How many times have you struggled to fit a standard mouseguard to a hive with drawing pins when wearing gloves. It is very fiddly, frustrating and expensive on drawing pins! This simple tool is the answer. Pick up a pin by its head and simply press into position. Easy. 95mm long.



### ORIENTATION GUARDS

Green, blue, red, yellow and white guards. Made from 4mm thick plastic. Ventilated on one edge and castellated on the other. Colours assist bees in finding their way home. Screw brackets at a slight angle to ends of floor joists to ensure guard stops in position. Length 403mm.



### VENTILATED MOUSEGUARD

Robust reversible metal strip 440mm long. One edge is castellated and one is ventilated to completely close the hive.



Note that the device is fitted to the brood box of the hive, not the floor. Each fixing bracket has one closed end, the lug of the strip locates on this stop when slid in from the top. It therefore hangs in front of the floor entrance. Suitable only for National Hives.

See YouTube video: <https://bit.ly/2S5WUbd>

Spacers	Price	Packed Wt.
Castellated Spacers, pair	<b>£2.70</b>	0.25
Castellated Spacers, 10 pairs	<b>£24.00</b>	1.3
Castellated Spacer for Budget Super, pair	<b>£2.70</b>	0.25
Castellated Spacer for Budget Super, 10 pairs	<b>£24.00</b>	1.3

Entrance Fittings	Price	Packed Wt.
Mouseguard, any size, each	<b>£1.10</b>	0.2
Mouseguard, any size, per 10	<b>£8.00</b>	0.75
Snowley Mouseguard Magnet	<b>£5.40</b>	0.1
Orientation Guard, each	<b>£1.75</b>	0.15
Orientation Guard, set of 5	<b>£7.40</b>	0.45
Ventilated Mouseguard, each	<b>£2.70</b>	0.4
Ventilated Mouseguard, per 10	<b>£21.70</b>	3

## WASP OUT

A simple entrance block to help prevent robbing. Sizes are 495mm, 413mm and 419mm for National and 367mm for Langstroth.

We recommend using a jar jam with diluted jam on the top of each hive fitted with a Wasp Out.

See YouTube video: <https://bit.ly/2CZglys>




## RoBo-BLOCK

The only entrance block you will ever need. Made in all popular sizes (apart from WBC) opening must be 20mm high. In its main position the block is either an entrance ventilator, or an anti-robbing device, with a further row of 6mm holes off-set on the opposite side. Bees in the hive can find their way out and back again. The adjustable alloy slide is used to close the entrance as required. For those keen to examine the pollen the hive is collecting, turn the block away from you through 90 degrees and expose a 6mm entrance slot on the left-hand side (this also acts as a mouseguard) plus a bank of 5mm pollen stripping holes on the right-hand side with an alloy slide to expose either feature. Below the stripping holes is a shallow, removable tray which collects the pollen samples. This will only need to be set to pollen stripping for a matter of minutes as samples will build up rapidly.

### Expanding Robo-Block

This entrance block has a spring loaded feature at one end enabling it to be used in any hive entrance from Langstroth to Dadant width. It has all the features of a regular Robo-Block.

See YouTube video: <http://bit.ly/2Gw5uwQ>



## ORIENTATION DISCS

Green, blue, red, yellow and white entrance discs suitable for mini-nuc identification for both bees and beekeeper! Turn to adjust to open, ventilated or excluder position. Diameter 52mm.



## STEEL DISC ENTRANCE

Strong, galvanised steel disc with settings for fully closed, open, queen excluder and ventilated. Diameter 125mm.




Entrance Fittings	Price	Packed Wt.
Wasp Out	<b>£9.50</b>	0.2
Wasp Out for WBC	<b>£16.30</b>	0.2
Wasp Out for Warre	<b>£10.85</b>	0.2
RoBo-Block	<b>£13.90</b>	0.2
Expanding RoBo-Block	<b>£20.90</b>	0.2
Orientation Disc, each	<b>£0.50</b>	0.06
Orientation Disc, set of 5	<b>£2.00</b>	0.1
Steel Disc Entrance	<b>£1.90</b>	0.1

## HIVEGATE

HiveGate is an attachment that is fitted inside a full beehive and extends the defendable pathway between the outside of the hive to the point of highest defence inside the hive. This design allows the bees to effectively defend their hives from invading wasps thus preventing total hive loss and significantly increasing bee productivity. From observations, the majority of wasps that enter the tunnel also exit the tunnel within 30 seconds!

See YouTube video: <https://youtu.be/e5b5GMmmBLM>



The periscope is used on the inside of the beehive where the hive entrance is located above the base floor level. The periscope acts as a connector between the hive entrance and the HiveGate. Suitable for use in Polynucs.



Now available, HiveGate Adaptor plate. For effectively fitting the hivegates to the floor.



## STRAW SKEP

Sturdy and very useful to have one handy in the apiary for catching swarms. Also used for window displays for marketing honey, candles and beeswax based cosmetics. 260mm high, 360mm diameter (approx.).



## BEE LINING BOX

This box is a useful tool in locating feral bee colonies. The design has been perfected by professor Thomas Seeley of Cornell University. By catching a honeybee/s in the hinged open chamber of the box, releasing them into the second observation chamber where a small piece of honeycomb has been placed, feeding them and then releasing them you can establish a beeline and follow them to their feral nest. The bee returns to the nest laden with nectar, other workers soon latch on to the source and return to the box, with the beekeeper in hot pursuit. Made from oak.

For more information we recommend the Book, Following the Wild Bees by Professor Tom Seeley



Entrance Fittings	Price	Packed Wt.
HiveGate	<b>£14.00</b>	0.2
Periscope for HiveGate	<b>£4.40</b>	0.1
HiveGate Adapter plate	<b>£6.50</b>	0.4

Swarming	Price	Packed Wt.
Straw Skep	<b>£60.00</b>	2.9
Bee Lining Box	<b>£65.00</b>	1.5



### SWARM WIPES

Vita's Honeybee Swarm Attractant Wipe helps to attract passing swarms, and to lure swarms temporarily hanging in trees and other awkward places into a skep or box containing the swarm attractant. It will even reduce the risks of swarms leaving the apiary if a bait hive contains the attractant.

It comes in a small sachet and resembles a cleansing wipe. It is impregnated with essential oils extracted from plants.

To activate, the sachet can be pierced or torn open and hung in an empty hive, skep or other suitable container, or it can be wiped over the surface of the container.

Rigorous university research has shown that the lure attracts 60-90% of swarms — read about the research here (<https://www.vita-europe.com/beehealth/products/honeybee-swarm-attractant-wipe/>) and learn about the different ways to use the lure to attract primary swarms (headed by the old queen) and secondary swarms (headed by one or more virgin queens).



### SWARM LURE

Swarming is one of the beekeeper's major challenges. There isn't always enough time to carry out the necessary prevention and control measures.

**Swarm Lure** can capture many swarms from your own hives thus reducing loss of bees and honey due to swarming.

Stray swarms from other hives in the area, if captured, will add to your hive count and honey yield and may well prevent calls to "come get a swarm of bees".

Nasonov pheromone is released by workers to orient returning forager bees back to the colony. To broadcast this scent, bees raise their abdomen which contain the Nasonov glands and fan their wings vigorously. This is called "scent fanning". Bees may do this at the hive entrance. Also, when an airborne swarm begins to cluster, early arriving bees will scent fan to attract others.

Synthetically produced Nasonov will attract swarms to unoccupied hive equipment or a swarm-catching box. Research shows that, on average, swarms from the area will occupy **50-80%** of catch boxes containing Nasonov (provided there is a reasonable amount of swarming in the area).



### SWARM CATCHER

Ideal for those just-out-of-reach swarms. Made from strong canvas and powder coated steel with nylon rope pull cord for closing the top. Wooden pole not included.



### SWARM TRAP

The Swarm Trap was developed with the hobby beekeeper in mind who finds weekly inspections to remove queen cells almost impossible due to work/family commitments and unpredictable weather.

How often have you been full of good intentions on a Friday night to inspect colonies over the weekend only to have your plans shattered by adverse weather. In these circumstances you can be sure a swarm would come out the following week, whilst at work, and would not be sitting contentedly on a low branch waiting for your return!

The swarm trap catches the queen as she leaves the hive during a swarm.

Full instructions supplied. Patented. National size only.

Needs daily attention.



Swarm Wipes	Price	Packed Wt.
Swarm Wipes (pack of 10)	<b>£15.70</b>	0.1

Swarming	Price	Packed Wt.
Swarm Lure	<b>£4.40</b>	0.06
Swarm Catcher	<b>£76.50</b>	2.5
Swarm Trap	<b>£64.50</b>	2

### TRAVELLING BOX

Sturdy plywood box which will hold 6 frames. Ideal for moving nuclei. Ventilation holes in both sides and the top. Also useful in the apiary for housing a swarm or as a bait hive when using Swarm Lure. Available in British Standard, 14" x 12", Langstroth and Commercial sizes.



### SNELGROVE BOARD

All sizes available. Hinged doors on three sides above and below. Perforated steel mesh over central hole. We recommend "Swarming, its Control and Prevention" by Snelgrove as the definitive work on swarm control.

Snelgrove's ingenious swarm control method is suitable for the beekeeper with a few hives in the garden. It relies on splitting the colony and continuously bleeding young bees from a top brood box to the lower part of the hive. Many variations in use are possible — his first method is as follows:- Reorganise the hive with the queen on one frame of open brood, with other broodless frame, at the bottom, then a queen excluder, supers and finally another box with all the other brood frames. Four days later, put the Snelgrove board under the top box and manipulate the entrances in sequence.

Day 4: Open top left entrance.

Day 7: Close top left, open bottom left and top right.

Day 14: Close bottom left and top right, open bottom right and top back.

Queen cells in the top boxes should be destroyed and the two brood boxes later united.



### HORSLEY BOARD

A very effective swarm control board. Invented by Yorkshire-man, Arthur Horsley.

Substantially made from 12mm ply and cedar with two stainless steel expanded mesh panels and stainless steel adjustable entrance. Queen excluder is also steel.

Have available a spare brood body with frames and foundation, or drawn comb. Carry out weekly inspections looking for signs of swarming, mark queen if seen as this will help later.

Now available for WBC hives.



### PALM TOOL

The Palm Tool is carefully designed to fulfil several tasks yet be comfortable to use and hold. Both sizes incorporate a scraper/lever blade, a frame lifting hook and a Starkey frame release cam. Small is suitable for glove size 9 and below and the large one for bigger hands.



### STARKEY FRAME RELEASE

This stainless steel tool, developed by one of our customers in France, simply and easily releases all frames from runners with a swift quarter turn, assuming an 11 frame box. Will not work if 12 frames are in the brood body. National size only.



Swarming	Price	Packed Wt.
Travelling Box B.S.	<b>£41.30</b>	3
Travelling Box, other sizes	<b>£44.00</b>	3
Snelgrove Board, all sizes except WBC	<b>£47.00</b>	2
Snelgrove Board, WBC	<b>£69.60</b>	2
Horsley Board, National	<b>£78.70</b>	2.5
Horsley Board, WBC	<b>£152.00</b>	3

Frame Tools	Price	Packed Wt.
Palm Tool, small	<b>£7.20</b>	0.2
Palm Tool, large	<b>£8.60</b>	0.25
Starkey Frame Release	<b>£4.60</b>	0.1

## HIVE TOOLS

An essential and indispensable piece of equipment. twenty one types are available.

**Traditional Standard Tool**, Stainless steel, 220mm long with 45mm wide scraper blades, very useful for cleaning top bars.

**Hive tool and frame lifter** Stainless steel. With that useful hook for levering frame ends 230mm long, 35mm wide.

**M2 Hive tool**, 276mm long, 44mm wide, a longer, tempered steel version of the very popular hive tool and frame lifter.

**Claw Hive Tool** This very sharp stainless steel tool is exceptionally strong with a ridged claw attachment for levering frames. 210 mm long with two 35mm scrapers and by nature of its design, virtually unbendable!

**C1 Hive Tool** An extra long and extra strong stainless steel tool. Ideal for 'breaking' hive parts and clearing brace comb deep inside the largest of brood bodies. 390mm long and 40mm wide.

**C2 Hive Tool** Sturdy tool with heavy hammer end. Comfortable to hold and suitably balanced. Great for quick frame or hive repairs. Good lever action for removing nails. 220mm long 40mm wide.

**C3 Hive Tool** Traditional hive tool with comfortable, triple riveted wooden handle. 200x45mm

**C4 Hive Tool** Very strong stainless steel tool 260 mm long 85mm wide. 40mm chisel and scraper and 40mm lever hook.

**C5 Hive Tool** Nicely balanced hive tool with a variety of features. Scraper, nail puller, frame lever and prising blade. Riveted wooden handle 260mm x 70mm at widest point.

**Pocket Hive Tool** 160mm long and 35mm wide, this little tool fits easily and comfortably into all pockets. Stainless steel with frame lifter and chisel tip.


**Frontier Hive Tool** Stainless steel with a serrated claw at one end and scraper at the other. Handy hole for removing nails or hanging up the tool when not in use.

**C6 Hive Tool** A multi-use stainless steel tool with central wooden grip that has a variety of features. Toothed frame lever, flat scraper, angled scraper, hammer (head part can be removed), frame cleaner and excluder cleaner. 270x90mm at its widest point.

**C7 Hive Tool** Z shaped, stainless steel tool that will assist greatly in prying free stubborn frames. 255x40mm wide.

**C8 Hive Tool** We saw this new knuckle tool being demonstrated at Apimondia in South Korea recently. Extremely well made and finished, the tool is also well balanced and a comfortable fit in the hand. It also has two very sharp traditional scrapers as well as a frame lever. 240x55mm at widest point.

**C9 Hive Tool** A small and useful galvanised steel tool that won't break the bank! 205x30mm.



**C10 Hive Tool** Specifically designed for use in top bar and Warre hives. Solid wooden handle with a 355mm stainless steel shaft and a 90 degree 45mm long hook. The hook is sharp on both sides so allows you to chop both down and up through the comb

**C11 Hive Tool** An incredibly strong stainless steel hive tool. Non slip handle. With a sharp, shaped scraper end the tool is cranked to make it even easier to use.



## KT HIVE TOOLS

These Swedish made steel hive tools are exceptional quality and perfect for scraping down frames back to clear, clean timber. Named after an experienced beekeeper and used by our own beekeepers these really are exceptional tools. Two-component handle for better grip and comfort. Replacement blades available.

**The Cleaner** has a thin front handle with thumb grip. It is 200mm long with a triangular blade that can be swivelled into position as the blade loses its edge. Comes with a belt holster.

**The Scraper** is 250mm long with a 50mm long hardened steel blade and ergonomic rubber handle.



## FRAME GRIP

New style frame grip with wooden handle. A useful spring loaded device for gripping a frame with one hand, particularly useful with short lugged frames.



## TOOL GRIP

A frame grip as above, with the addition of a tool to release frames from the runners. Overall length 270mm.



## FRAME CLEANER

Stainless Steel tool with 'swan' neck for ease of use. For cleaning frame grooves and wedges. 220mm long, 120mm handle.



Hive Tools	Price	Packed Wt.
Standard design, stainless steel	£11.00	0.2
Hive Tool and Frame Lifter, stainless steel	£11.00	0.15
M2 Hive Tool	£16.30	0.2
Claw Hive Tool	£11.00	0.2
C1 Hive Tool	£16.80	0.3
C2 Hive Tool	£6.50	0.35
C3 Hive Tool	£6.50	0.15
C4 Hive Tool	£8.10	0.25
C5 Hive Tool	£9.80	0.25
Pocket Hive Tool	£5.40	0.15
Frontier Hive Tool	£15.70	0.2
C6 Hive Tool	£9.80	0.25
C7 Hive Tool	£5.40	0.25
C8 Hive Tool	£13.00	0.35
C9 Hive Tool	£2.20	0.2
C10 Hive Tool	£11.40	0.5
C11 Hive Tool	£15.20	0.4

KT Hive Tools	Price	Packed Wt.
Cleaner	£19.50	0.3
Scraper	£20.50	0.3
Replacement blade for cleaner or scraper	£11.00	0.06

Frame Tools	Price	Packed Wt.
Frame Grip	£8.10	0.3
Tool Grip	£12.00	0.6
Frame Cleaner	£5.40	0.2



**WIRE EXCLUDER CLEANER**

**WE1** Stainless steel “comb” for simple but very effective cleaning of wire excluders, much easier than a wire brush. 140mm long, 58mm wide.

**WE2** A double headed tool for cleaning wire excluders. Stainless steel shaped blade 65mm wide and similar width accurately machined 10 slot wire scraper. Overall length 220mm, 115mm wooden handle.

**FRAME REST**

Somewhere to put that first frame out of the brood body. National/ Langstroth/Dadant, Commercial and Smith sizes.

**FRAME LEVER**

A two pronged stainless steel tool for easing a full frame out of the brood box.

**FLOOR SCRAPER**

Stainless steel shaft and blade, rubber handle. Blade is 100mm long, overall length 700mm. Remove floor debris and clean out wax moth from under mesh floor with ease.

**SMOKER BOX**

Heavy duty smoker box to safely transport your smoker before and after inspections. Tight fitting lid with secure fastening clasp. Sturdy carrying handle. Sealing strip around the lid to ensure no smoke escapes the box. Powder coated galvanised steel. Smoker not included.



Tools	Price	Packed Wt.
WE1	£9.80	0.15
WE2	£7.60	0.2
Frame Rest	£6.50	0.3
Frame Lever	£12.00	0.2
Floor Scraper	£21.70	0.7

**BOX FOR SMOKER AND TOOLS**

Heavy duty smoker and tool box to safely transport your smoker before and after inspections. Tight fitting lid with secure fastening clasp. Sturdy carrying handle. Sealing strip around the lid to ensure no smoke escapes the box. Powder coated galvanised steel. Internal box for small kit. Four handy spaces for hive tools. Room for larger pieces of equipment – bee brush, frame rest etc. Tools and smoker not included.

**EMPIRE SMOKERS**

The traditional British smoker, produced in our own workshops.

In two sizes with bolt on bellows. Wire guards are an optional extra.

Made in either galvanised steel, copper or stainless steel.


Standard: Firebox dia. 75mm, height 180mm.

Large: Firebox dia. 100mm, height 215mm.

Bellows available separately.

**SMOKER GRID**

Spare grids for the firebox are available for the Empire range only. Please specify large or standard.

**SMOKER BASKET INSERT**

Simple galvanised steel baskets with integral fuel platform, shaped to fit our large and standard Empire smokers. These will enable you to load and light your smoker fuel outside the smoker. When alight use the lifting eye to place basket in your smoker. The basket will prolong the life of the smoker and keep it cleaner.

Large: 220mm high, 90mm diameter.

Small: 170mm high, 70mm diameter.

Note: Small basket will not take smoker cartridges.



Smoker Box	Price	Packed Wt.
Smoker Box	£52.00	5
Box for Smoker and Tools	£65.00	7

Empire Smokers	Without Guard	With Guard	Packed Wt.
Copper, Standard	£60.00	£67.50	1.8
Copper, Large	£70.50	£78.50	2.1
Stainless Steel, Standard	£57.80	£65.40	1.8
Stainless Steel, Large	£68.30	£75.80	2.1
Galvanised, Standard	£44.50	£51.90	1.8
Bolt or screw on bellows only	£15.60		0.75

Smoker Spares	Price	Packed Wt.
Grid, Large or Standard	£2.60	0.1
Basket, Standard	£9.00	0.3
Basket, Large	£10.80	0.4

### APISOLIS

A new, easy-to-use, safe alternative to a smoker. Apisolis has bellows like a traditional smoker, however that is where the similarities end.

Instead of using smoke, Apisolis produces a gentle vapour, which is based on ingredients present in essential oils. This avoids inhalation of toxic fumes and removes the risk of being burnt. The temperature is regulated and produces only a gentle steam on demand, Apisolis also completely avoids all risk of fire. Safer for you and your bees.

Once set up, Apisolis is very easy to use. It is charged via a USB cable and will switch off after 20 minutes of inactivity to prolong battery life.



### TOOL AND SCRAP WAX CADDY

A useful, inexpensive and we think you will find, indispensable piece of equipment. Made from 0.8mm galvanised steel and pine, this Caddy clips neatly over the side of any brood body during inspections. Scrape brace comb from frames and excluders and collect the wax in the larger of the two chambers in the Caddy. Store hive tools and excluder scrapers in the other chamber. 350x100x100mm



### SCRAP WAX SHOVEL

A useful tool to scrape wax from top bars etc and remove any brace comb.



### DADANT SMOKER

This extra large classic stainless steel smoker is in use in apiaries from Australia to Zimbabwe. Firebox 100x250 mm with wire heat shield and hanging hook. This very high quality smoker is manufactured in the USA by probably the oldest established bee equipment supply company in the world.



### BUDGET SMOKERS

Two large smokers made in China. Both quite reasonable quality and will last several years. Both have fireboxes of approximately 100mm diameter and 200mm high, with plywood and leather cloth bellows. Both also have wire heat shields and a convenient hook for hanging the smoker.



### SMOKER HANDLE

A nifty handle that can be retrofitted to any of our Empire smokers (without guard). Simply slot each end of the handle through the holes on the top bracket.



Apisolis	Price	Packed Wt.
Apisolis Only	£174.00	5
Apisolis and Native solution	£184.50	6
Native Solution	£16.30	1
Spare pack of resistors x 5	£12.00	0.5

Tools	Price	Packed Wt.
Tool and Scrap Wax Caddy	£9.50	1.5
Scrap Wax Shovel	£3.30	0.3

### SMOKER CARTRIDGES

Simple small reels of corrugated paper cut to fit standard smokers. 75 x 125mm.



### WOOD CHIPS

Redwood and cedar wood chip made in our chipping plant from our own wood waste. Burns readily with a cool white smoke. 5kg bag. Smoker not included.



### FLAMER

Made of natural wood shavings and dipped in fully refined paraffin wax, this 17cm long firelighter is great for lighting smokers. Flamers are natural, odourless, easy to light and with an extra long burn. Available in two sizes 24 and 50 pieces.



### SMOKER PELLETS

Bags of compressed, straw based pellets which make an exceptional smoker fuel. The smoke produced is white and very cool with a pleasant burnt straw aroma. It lights very easily and will burn for hours without the usual need of pumping the bellows. It is made from 100% natural products without any chemical additives. 1kg or 25kg bags.



### APIFUGE

Apifuge is a substitute for a traditional smoker in a variety of operations – quick inspections, clearing supers and simple manipulations. As your confidence and experience grows, spray on to hands immediately before opening the hive – no need for gloves. Capacity 500ml.



Smokers	Price	Packed Wt.
Dadant Smoker	£82.80	3
Budget Smoker, Galvanised	£15.20	2
Budget Smoker, Stainless Steel	£21.70	2
Smoker handle	£3.00	0.1

Smoker Fuel	Price	Packed Wt.
Smoker Cartridge, each	£0.90	0.1
Smoker Cartridge, 10	£7.60	0.7
Wood Chip, 5kg, collected	£6.50	N/A
Wood Chip, 5kg, including carriage	£16.50	5.0
Flamer, 24	£4.80	1.2
Flamer, 50	£8.00	2.5
Smoker Pellets, 1kg	£6.00	1.1
Smoker Pellets, 25kgs	£78.00	27
Apifuge	£14.00	2.1




### MANIPULATION CLOTH

Heavy canvas with stainless steel rods sewn into the edges to weight the cloth down. The centre section can be folded over to close, or folded back to allow a frame to be taken out. Slide across to expose other frames.

Made in our own Rand workshops and sewing room.

860x610mm when fully open, exposed area is 600x100mm.



### ACJ COVER CLOTHS, PAIR

Made at Rand, these beehive manipulation/cover cloths are very useful during inspections, clearing the supers and harvest. They are also very useful when carrying out training type demonstrations when the colony is likely to be open for longer than normal inspections. The rods can be removed and the cloths washed. Comes with full instructions.



### BEE BRUSHES

Perfect for gently brushing bees from each comb.

**B1** 400mm long brush with single row of natural fibres.

**B2** 400mm long brush with twin row of natural fibres.

**B3** 400mm long brush with a triple row of natural fibres.



### COMBI-BRUSH

Long wooden handled soft brush with one single row of 40mm nylon at one end and a stainless steel hive tool at the other.



### PORTER BEE ESCAPE

This plastic escape with accurately spaced stainless steel springs slides apart easily for cleaning. The springs are easy to adjust if necessary and will not rust or corrode. A very old but tried and tested way of clearing your honey supers.



Frame Tools	Price	Packed Wt.
Manipulation Cloth	<b>£30.70</b>	1.0
ACJ Cover Cloths, pair	<b>£17.60</b>	0.75

Clearing Bees and Quilts	Price	Packed Wt.
Bee Brush B1	<b>£4.50</b>	0.25
Bee Brush B2	<b>£5.50</b>	0.25
Bee Brush B3	<b>£6.50</b>	0.25
Combi Brush	<b>£13.00</b>	0.2

Clearing Bees	Price	Packed Wt.
Porter Bee Escape	<b>£1.10</b>	0.06
Porter Bee Escape, 20	<b>£19.50</b>	0.25

### ADAPTA EKE

Following on from the success of the Adapta Stand we have developed this multi-purpose eke. The eke has a variety of ledges that hold different boards depending on what manipulation you are carrying out with your bees at the time. It is 70 mm deep so can be a feeder eke or Apiguard Rim.

The **green** ledge will take your choice of plywood clearer board with either....

Two Porter Escapes

Canadian Cone Escapes

Circular Escape

Rhombus Escape

Mesh Rhombus Board. The latter escape will keep honey supers warm to assist with uncapping and extraction, with heat rising directly from the brood nest through the galvanised mesh.

The **red** ledge will take the Mesh Feeder Board. Working on the same principle as the Mesh Rhombus Board, any syrup feeder placed on this board will benefit from the heat generated by the brood nest and be more appealing and accessible to the bees.

By turning the Adapta Eke over the **blue** ledge will take a travelling screen or clear polycarbonate viewing window with rubber seal.

By removing the shaped galvanised closure (held in place by magnets) a 90x15mm entrance is formed. Through here it is possible to fit most makes of vaporiser. Vaporising Oxalic Acid treatments from above is becoming more and more popular. The fumes readily disperse through the hive and you can see what you are doing through the viewing window, therefore negating the risk of setting the hive alight!

NB always wear protective clothing, mask, goggles and gloves when vaporising Oxalic Acid treatments.

The Adapta Eke can also be an upper entrance, useful if there are several supers on the hive and by adding a queen excluder it can be used for a Bailey Comb Change.

See YouTube video: <https://bit.ly/2S079nQ>



Adapta Eke	Price	Packed Wt.
Adapta Eke	<b>£36.20</b>	4
Rhombus Board only	<b>£13.70</b>	2
Circular Escape Board only	<b>£13.70</b>	2
Porter Bee Escape Board only	<b>£13.70</b>	2
Canadian Cone Board only	<b>£16.00</b>	2
Mesh Rhombus Board only	<b>£14.40</b>	1.5
Travelling Screen Board only	<b>£12.00</b>	1.5
Plain Board only	<b>£10.60</b>	2
Observation panel only	<b>£9.10</b>	1.5
Mesh Feeder Board only	<b>£13.40</b>	1.5

### FORREST BOARD

A rapid clearing board made from Western Red Cedar and Exterior grade plywood with galvanised mesh screen. It gives the bees a bit of running to do! Bees will clear very quickly. National/Commercial Size Only.



### RHOMBUS BOARD

Another clearing device, similar to the Forrest Board and Canadian Clearer Board but utilising the ever popular Rhombus Escape. The board provides rapid clearing in approximately one to two hours with a large void into which the bees can congregate. National/Commercial Size Only.



### CANADIAN CLEARER BOARD

A very effective and rapid way of clearing bees. The cones are not one way valves but the bees are sufficiently disorientated to be unable to find their way back into the supers. However they should not be left on for more than six hours. Made in Western Red Cedar and exterior quality plywood providing a chamber depth of 50mm.



### CANADIAN CONE ESCAPE

Versatile conical escapes that can be incorporated into several different designs of clearer board as well as the traditional type above. Exit diameter 7mm, overall height 32mm. Entrance diameter 21mm.



### RHOMBUS ESCAPE, PLASTIC OR METAL

A variation of the hexagonal escape with two exits for rapid clearing. Made in meshed translucent plastic or metal, letting both light and brood scent into the supers. 380mm long, 123mm wide.



### AUTOMATIC BEE SWEEPER

Quickly and gently remove your bees from frames with this automatic bee sweeper. Hold the frame with both hands and lower it into the bee sweeper. A sensor detects when a frame is present and the soft bristles start to rotate. The bees are brushed down into plastic container. Put the lid onto the container and then when ready shake the bees back into the hive. Uses a rechargeable 12V battery. The bee sweeper can also be used when creating nucs or package bees.



**NEW**

### CIRCULAR ESCAPE

255mm diameter with fixing and sensory holes.

This escape provides very rapid clearing. It requires pinning into a 50mm deep chamber board. This is simply 4 laths of timber 50mm wide tacked to a sheet of 6mm plywood. Cut a 75mm diameter hole central in the board and put the escape inside the chamber with the central void of the escape over the hole cut in the plywood. To use simply place the board, escape side down, under the super to be cleared.



### CURTAIN ESCAPE

A plastic, circular escape with 10 free moving plastic curtains. Works quickly with several bees being cleared at once. Requires a hole in clearer board of 64mm. Overall diameter is 98mm.



### PAIR WBC CONE ESCAPE, BRASS, WITH FITTINGS

Add a touch of class to gabled roofs with this pack containing two brass cone escapes. All fixings included. These now come as standard with all assembled gabled roofs.



### WBC CONE ESCAPE, PLASTIC

Used mainly on the roofs of WBC hives to permit any bees trapped in the cavity to escape. Can also be used in drone or wasp trapping.



### BEE QUICK

A non-toxic blend of natural oils and herb extracts for clearing bees from supers. Safe to use for both bees, beekeepers and all hive products, and it can be posted! Using fume pads or a fume board, spray Bee Quick evenly in a zig zag pattern onto the absorbent surface ensuring the liquid reaches the edges. Remove all hive parts until you reach the honey supers. Place the soaked pads on top of the frames. Supers should be cleared in 2-5 minutes. Repeat as required. Best results will be obtained on a warm day when the vapours will evaporate more quickly. 240ml or 3.8ltrs.



### FUME PAD

Made from very absorbent "beer mat" material, 250 x 230mm approximately. Ideal for use with Bee Quick or Acetic Acid.



### FUME BOARD

This board greatly improves the efficiency of Bee Quick. A simple wooden frame 40mm wide has an absorbent canvas cover stretched over one side. Spray Bee Quick as above and place the metal cover over the canvas before placing on the honey supers. Heat from the sun quickly raises the temperature of the Bee Quick ensuring rapid evaporation and hence fast clearing of supers. National size only.



Clearing Bees	Price	Packed Wt.
Forrest Board	£30.00	2.5
Rhombus Board	£34.20	2.5
Rhombus with metal escape	£36.50	2.5
Canadian Clearer Board	£34.20	2.5
Canadian Cone Escape, each	£0.50	0.06
Canadian Cone Escape, 10	£3.80	0.2
Rhombus Escape, Plastic	£2.20	0.2
Rhombus Escape, Metal	£4.40	0.2
Automatic Bee Sweeper	£580.50	14

Clearing Bees	Price	Packed Wt.
Circular Escape	£2.70	0.3
Curtain Escape	£5.50	0.06
WBC Cone Escape, Brass, pair	£5.50	0.1
WBC Cone Escape, each	£0.55	0.06
WBC Cone Escapes, 10	£4.40	0.1
Bee Quick, 240ml	£23.40	0.4
Bee Quick, 3.8litre	£192.00	6
Fume Pad, each	£0.65	0.06
Fume Pad, per 10	£3.30	0.3
Fume Board	£20.40	2




**TUNNEL ESCAPE**

A tried and tested rapid bee escape with two tunnels. 112mm hole will be required in your crownboard.

**MESH ESCAPE TUNNELS**

Shaped, galvanised mesh tunnels for use in home-made bee escapes. 80mm long, 30mm and 10mm wide apertures.

**CLIP**


A simple system favoured by some commercial beekeepers. This sprung steel clip is secured by two screws into the underside of the roof. The thin plastic, wipe-clean sheet is ideal for recording hive information. Wipe clean sheet is 97mm x 142mm. Packed individually.

**FOAM ENTRANCE CLOSURE**

A foam rubber strip enables the hive to be completely closed quickly and efficiently yet more importantly permits ventilation. Simple to remove once the hives are in position. One size fits all hives.

**TRAVELLING SCREEN**

Wooden framed stainless steel wire mesh (eight gauge) made in all sizes, fits on top of the hive in place of the roof. The ideal ventilator. Water or syrup can be poured through the mesh.

**STANDARD HIVE STRAP**

Extremely strong, hardwearing strap with an ingenious locking device. Supplied with 5 metres of 25mm wide webbing.

See YouTube video:  
<http://bit.ly/2Fwp9M3>

**ECONOMY HIVE STRAP**

Just as strong as above with same length of webbing. The buckle contains a spiked cam – the more tension applied in the correct plane, the tighter the strap. 5 metres of 25mm wide webbing.

See YouTube video:  
<http://bit.ly/2BEpHNz>



<i>Clearing Bees and Quilts</i>	<i>Price</i>	<i>Packed Wt.</i>
Tunnel Escape	<b>£1.50</b>	0.06
Escape Tunnel, each	<b>£0.55</b>	0.06
Escape Tunnel, 10	<b>£3.30</b>	0.4

<i>Clip</i>	<i>Price</i>	<i>Packed Wt.</i>
Clip, each	<b>£1.30</b>	0.1

**RATCHET HIVE STRAP**

Excellent value for money, easy to use and unlock. Suitable for strapping all sorts of loads, as well as beehives, on to a trailer. 5m of 25mm wide webbing.

See YouTube video:  
<http://bit.ly/2rQ7n4a>

**TRIANGLES**

Galvanised steel, sold in sets of four with black japped screws. An extremely secure method when moving hives.

See YouTube video:  
<http://bit.ly/2nri9Zs>

**ADJUSTABLE FASTENER**

A superb tough fastener, complete with fixing screws. Fully adjustable to take up the inevitable contraction and expansion that takes place in a hive. You can even fasten a roof to a brood body securely.

**TOGGLE FASTENERS**

Sold in pairs complete with screws. Enables component hive parts to be separated quickly and easily.

See YouTube video: <https://bit.ly/2MOjiqk>

**LOCKSLIDES**

Galvanised steel, sold in pairs with screws and marking gauge. Hive can be quickly broken down with a tap from a hammer.


**SPRING FASTENERS**

One of the simplest yet effective ways of securing hives, sold in pairs with fixing screws.

See YouTube video:  
<http://bit.ly/2Ft975r>

**CORNER SUPPORTS**

If your hives are in an exposed position and always separating or blowing over in blustery weather then these supports are for you. Sold in sets of 4 (screws not included) these are fixed at every top corner of component parts and grip the box above by 15mm. Designed so that screws fix the support to the top of the hive part while tacks can be used to fix the adjoining part for a temporary fitting especially if moving hives.



<i>Moving Hives</i>	<i>Price</i>	<i>Packed Wt.</i>
Foam Entrance Closure	<b>£0.65</b>	0.06
Travelling Screen	<b>£21.00</b>	1.3
Standard Hive Strap	<b>£6.50</b>	0.25
Economy Hive Strap	<b>£3.25</b>	0.2
Ratchet Hive Strap	<b>£7.60</b>	0.4
Triangles	<b>£3.00</b>	0.15
Adjustable Fastener	<b>£5.50</b>	0.3
Toggle Fasteners	<b>£6.00</b>	0.1
Lockslides	<b>£6.80</b>	0.2
Spring Fasteners	<b>£2.20</b>	0.06
Corner Supports	<b>£1.70</b>	0.15


## HIVE HANDLES

Strong plated steel handles complete with fixing screws. 100mm wide. Supplied in pairs.



## HIVE CARRIER

A two-person lifting device for any size of hive except WBC. The heavier the hive, the harder it is gripped. Complete with comfortable polypropylene handle grips. Measures 560 x 760mm when folded.



## HIVE BARROW

At last a heavy duty hive barrow which can be used to safely and easily move your hives (National Hives only). Powder coated galvanised steel. Barrow breaks down quickly and easily to transport in your car. Heavy duty all terrain tyre to travel over any type of ground. Only one person needed to use the barrow. Approach and pick up your hive from either side. Hive not included.



## Moving hives

The most important thing to remember about moving hives is that they should not be moved over 3ft or under 3 miles without shutting them up and letting the bees reorientate themselves to their new surroundings.

Anywhere between this distance, bees will return back to the original site of their hive. This could be disastrous for your colony as the flying bees will not find the new hive position. For distances under 3ft and over 3 miles, you can move the hives and let the bees fly straight away.

A few pieces of advice:

1. Move bees at night and when outside temperatures are not too high.
2. Bees need plenty of ventilation to stop them overheating, even at night.
3. Suit up! Bees do not like you moving their home around. Who can blame them?

Sometimes you may need to move your bees between 3ft and 3 miles. Below are a few suggestions on how to do this.

1. Move the hive less than 3ft every few days so that the bees can slowly reorientate themselves back to their hive.
2. To move your hive in one go, block the entrance and move the hive to its final location. Leave it in the new position for a few days before reopening the entrance.
3. Alternatively, do two long distance moves. Take the bees to a new spot more than 3 miles away. After a few days, bring them back and place the hive in the new position.

Moving Hives	Price	Packed Wt.
Hive Handles (Pair)	£6.00	0.1
Hive Carrier	£94.50	6
Hive Barrow	£86.80	15

## VENTILATED PROTECTIVE CLOTHING

These All-in-ones are made from heavy duty mesh with a white net lining and outer layer. These will keep you well protected but also ensure you do not get too hot during long summer inspections.

Small, medium, large, X-Large and XXL.

Replacement hoods now available.



## ALL IN ONE

Confidence boosting apiary wear, offering full head to ankle protection without restricting vision or movement. Polyester cotton. Elasticated wrists and ankles. Hat and veil is attached to the jacket with heavy duty zip and is completely removable. Velcro seal where zips meet. Manufactured in Rand.


Sizes: 24, 28, 32, 36, 40, 44, 48 and 52".

The veiling in our jackets and veil and All-in-one is a superb quality polyester mesh. Very, very strong and virtually unbreakable. Keep away from your smoker however!

See YouTube video on how to detach and re-attach hat:  
<http://bit.ly/2Ezm3aN>

## WITH ADDITIONAL KNEE PADS.

Adult All-in-one now available with foam knee pads with a water resistant cover.



Fitted with knee pads.



Ventilated Protective Clothing	Price	Packed Wt.
Ventilated All-in-one	£98.00	2.5
Ventilated Jacket	£76.00	1.5
Replacement hood for all-in-one/jacket	£30.00	1.0

All-in-one	Price	Packed Wt.
Size 36" or 40"	£163.50	2
Size 44" or 48"	£174.70	2
Size 52"	£210.00	2
All-in-one with Knee Pads, 36" and 40"	£169.80	2
All-in-one with Knee Pads, 44" and 48"	£181.20	2
Childs Size 24"/28"	£100.00	1.6
Childs Size 32"	£122.00	1.8



## ORGANIC ALL-IN-ONE

These Bee Suits are 'certified organic'. The cotton is grown without the use of pesticides, herbicides or chemical fertilizer. It is also guaranteed to be non-GMO. The supply chain is Global Organic Textile Standard (GOTS) certified.

Organic cotton is the best choice for the soil, for the planet, for your comfort and for your bees.

These Bee Suits are totally biodegradable. Note: bees are sensitive to smell and with these suits, there is no smell. Available in small, medium, large and XL.



## JACKET AND VEIL

Combined hat, jacket and veil. Hat and veil is attached to the jacket with a heavy duty zip which allow the hat and veil to be removed completely. Full length front zip. Polyester cotton. Elasticated wrists. Large pocket at front. Sizes: 24, 28, 32, 36, 40, 44, 48 and 52". Manufactured in Rand.

See YouTube video on how to detach and re-attach hat: <http://bit.ly/2Ezm3aN>



## TROUSERS

Trousers are sold separately with elasticated waist and ankles. Both are made in polyester/cotton and are washable.

Child: S, M, L.

Adult: S, M, L, XL.

## CAMOUFLAGE JACKET AND VEIL AND TROUSERS

Why advertise where you keep your bees by wearing white clothing. Stay hidden with our combat material jackets. Detachable top as standard jacket and veil, strong yet lightweight material. Trousers in same material also in stock.

Sizes: 36, 40, 44, 48" and trousers S, M, L, XL. Manufactured in Rand.



Clothing	Price	Packed Wt.
Organic All-in-one	<b>£70.00</b>	3
Jacket and Veil, 36", 40", 44", 48"	<b>£103.00</b>	1
Jacket and Veil, 52"	<b>£118.50</b>	1.2
Childs Jacket and Veil, 24" or 28"	<b>£69.00</b>	0.8
Childs Jacket and Veil, 32"	<b>£85.50</b>	1
Trousers, adults, small, medium, large, x-large	<b>£35.80</b>	0.6
Childs Trousers, small, medium	<b>£24.00</b>	0.5
Childs Trousers, large	<b>£29.50</b>	0.5

## SPARE PARTS

### Stainless Steel Rings:

Super smooth stainless steel, spot welded with shrink sleeved cover. 380mm diameter.

### Replacement Net:

Strong polyester netting. Cut to shape to replace torn or worn-out veiling.

### Replacement Hat, Veil and Collar:

Suitable for either our Jacket and Veil or All-in-One with the same very strong polyester netting.

## OPEN MESH HELMET WITH JACKET & VEIL OR ALL-IN-ONE

Our rigid, cool, lightweight and comfortable mesh helmet combined with our range of Jacket & Veils and All-in-Ones.



## PATCHES ALL-IN-ONE

Add a bit of fun to your beekeeping attire and stand out from the crowd.

The colourful patches on knees, elbows and pockets of our All-in-Ones will brighten up any beekeeper.



## HAT AND VEIL WITH RING

Soft cloth, one size, hat with black net veil attached. Ring sewn into the netting to keep the veil clear of the face and neck. Elastic straps which are placed under the arms to hold the veil in place. Chin ties. Welded stainless steel ring.

Child's version available for up to 8 years old.

Manufactured at Rand.



Clothing Spare Parts	Price	Packed Wt.
Stainless Steel Ring	<b>£5.20</b>	0.06
Shaped Net	<b>£5.20</b>	0.06
Replacement Hat and Veil and collar	<b>£55.80</b>	1

Clothing	Price	Packed Wt.
Jacket and Helmet, 36", 40", 44", 48"	<b>£103.00</b>	1
Jacket and Helmet, 52"	<b>£118.50</b>	1.2
All-in-one and Helmet, 36" and 40"	<b>£163.50</b>	2
All-in-one and Helmet, 44" and 48"	<b>£174.70</b>	2
All-in-one and Helmet, 52"	<b>£210.00</b>	2
Patches All-in-one, 36" and 40"	<b>£174.70</b>	2
Patches All-in-one, 44" and 48"	<b>£186.70</b>	2
Patches All-in-one, 24"/28"	<b>£102.00</b>	1.6
Patches All-in-one, 32"	<b>£128.50</b>	1.8
Hat and Veil with Ring	<b>£27.80</b>	0.2
Child's Hat and Veil with Ring	<b>£18.50</b>	0.2

## BEES ON A BUDGET CLOTHING

### JACKET AND VEIL

Adult Jacket and veil.  
Round or fencing style hat.  
Small, medium, large,  
X-Large and XXL.  
Replacement hat and veils  
now available.



### ALL-IN-ONE

Tough budget all-in-one with fencing hood. Deep  
pockets and long zip. Hood can be fully detached.  
Adult sizes – XS, Small, Medium, Large, X-Large,  
XX-Large and 3XL.  
Children size, XS, XXS and XXS.  
Replacement hat and veils now available.



### VALUE JACKET AND VEIL

A value fencing style jacket and veil. Very well  
made and strong. Over the head (no front  
zip) and **NO** zip to detach the hat and veil  
- the garment is all one piece. Made from  
polyester cotton, with elasticated cuffs and  
waistband. Veil is made from strong black  
net. The jacket has a front pocket.



Bees on a Budget Clothing	Price	Packed Wt.
BOAB Adult Jacket and Veil, round hat	<b>£34.50</b>	1
BOAB Adult Jacket and Veil, fencing hat	<b>£34.50</b>	1
Replacement hood for jacket only	<b>£13.60</b>	0.6
BOAB Adult All-in-one	<b>£54.00</b>	1.5
BOAB Adult All-in-one, 3XL	<b>£57.80</b>	2
Replacement hood for adult All-in-one	<b>£13.60</b>	0.6
BOAB Child All-in-one	<b>£41.00</b>	1.2

Clothing	Price	Packed Wt.
Value Jacket and Veil	<b>£17.80</b>	1.0

### RING VEIL AND HELMET

A lightweight veil with black plastic  
mesh panel and face ring. Elasticated  
straps fit under the arms. 400mm  
diameter, 500mm long. The veils we use  
in our own apiaries together with our  
open mesh helmet.

This helmet has a rigid brim and weighs  
only 150g. Made from 100% recycled  
paper. The open mesh will keep you  
cool. Fully size adjustable with Velcro  
hat band.



### SQUARE FOLDING VEIL


One of the oldest styles  
of veils around. This new  
model has the veil attached  
to the shaped, one size  
hat. The veil also works  
very well with a baseball  
cap underneath. Fine epoxy  
coated steel mesh offers  
excellent all round vision.



### FULLY VENTED GLOVES

Hard wearing  
professional gloves  
with a vented gauntlet.  
Leather palm and  
thumb but vented back  
of hand. Draw cord at  
top with toggle. Mesh  
is three layers thick and  
keeps the hand cool on  
a hot day.

S/M/L/XXL



### MORDANT GLOVES

Mordant gloves, with gauntlet, well  
made and a good fit, comfortable  
to wear and incredible value.

Sizes: 4-13,  
no half sizes.



### KID LEATHER GLOVES

Kid gloves, with gauntlet, beautifully  
made in the U.K. and snug fitting.

Sizes: 6-11, no half sizes.



Clothing	Price	Packed Wt.
Ring Veil	<b>£20.20</b>	0.1
Helmet	<b>£13.00</b>	0.3
Square Folding Veil	<b>£8.00</b>	0.35

Gloves	Pair	Packed Wt.
Fully Vented Gloves	<b>£15.40</b>	0.3
Mordant Gloves, Size 6-13	<b>£16.20</b>	0.25
Mordant Gloves, Size 4-5	<b>£14.00</b>	0.25
Kid Gloves	<b>£52.00</b>	0.25



### FLOCK LINED GLOVES

Very comfortable to wear, offering more protection than nitrile or latex but with good sensitivity. The gauntlets are also plastic and welded on to the glove making a very strong seal. Large size only.



### NITRILE GLOVES

Powder free nitrile gloves. They keep the hands clean, offer a little protection and 100% sensitivity through manipulations. Packs of 5 pairs S, M, L, XL.

Also available in double thickness nitrile. They are exceptionally durable against tears and abrasion and have rolled cuffs to prevent foreign bodies from entering the glove.



### ULTRA TOUGH GLOVES

Available in small, medium, large and XL these tough nitrile coated gloves are the professionals choice. With a rolled cuff, the 'tractor tread' gloves offer great feel and sensitivity during manipulations with a little more protection than the standard nitrile gloves.



### BIODEGRADABLE NITRILE GLOVES

Biodegradable, powder free nitrile gloves. They keep the hands clean, offer a little protection and 100% sensitivity through manipulations. Gloves decompose in landfill in 1 - 5 years. (Standard nitrile gloves take over 100 years to decompose) Pack of 5 pairs or box of 50 pairs.



### GAUNTLETS

Cotton twill, elasticated at both ends to prevent bees crawling up the arm or into your glove.

Sizes: Standard, Large and Extra Large.



### HONEY HOUSE PROTECTION

Cleanliness is vital whilst processing honey. Wear this cheap and disposable range of clothing during extraction and bottling. White apron with ties. Comfortable Mob Caps secure hair, minimising contamination risk. Plastic overshoes with elasticated ankle ensures a snug fit.



Gloves	Pair	Packed Wt.
Flock Lined Gloves	£3.00	0.15
Nitrile Gloves, pack of 5 pairs	£3.30	0.06
Double Nitrile Gloves, pack of 5 pairs	£6.50	0.06
Ultra Tough Gloves per pair	£3.80	0.06
Biodegradable Nitrile Gloves, 5 pairs	£6.50	0.1
Biodegradable Nitrile Gloves, 50 pairs	£52.10	0.8
Gauntlets, standard size	£7.50	0.15
Gauntlets, XL	£9.60	0.2

Honey House Protection	Price	Packed Wt.
Apron, 10	£1.40	0.1
Mob Cap, 10	£1.20	0.06
Overshoes, 5 pairs	£1.20	0.06


### CANVAS QUILT

May be used in place of a crownboard. Heavy canvas with flap for feeding. Bees tend to propolise them onto the frames but they can be peeled back to expose small areas. National size only.



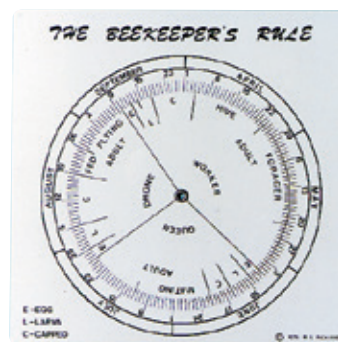
### INSULATED QUILT

20mm thick insulation flexible board made from recycled chip foam. Fits snugly inside an empty super or brood body. Available in all hive sizes.



### BEEKEEPERS RULE

A clever device developed by Professor R. Pickard to assist the beekeeper to maximise the honey crop, queen propagation, breeding, or even siting of an apiary.



### CAUTION SIGNS

Four self adhesive green on white signs to notify the public – not frighten them. Size 200 x 280mm.

Bees in Transit also available as a magnetic sign.




Quilts	Price	Packed Wt.
Canvas Quilt	£4.00	0.15
Insulated Quilt	£4.00	0.3

	Price	Packed Wt.
Beekeepers Rule	£2.70	0.06
Caution Signs, each	£4.60	0.06
Bees in Transit - Magnetic	£7.60	0.2

## VENTILATOR

Using a Porter Bee Escape platform we have altered the use by removing the springs and inserting a fine alloy mesh. Slip them into the crownboard to prevent bees entering the roof space.



## TIDY TRAY

What a good idea. Have you ever got into a row because of honey all over the kitchen floor. Or worse still torn your car seats as you have used an up-turned roof to transport wet supers. The Tidy Tray is the perfect solution to sticky problems.



## BRANDING IRON

Feel more secure with these steel branding irons. We have 15mm high letters and numbers available in Arial font. Welded on to a steel back-plate with a 450mm long steel shaft and wooden handle. Heat with a blow-torch to red hot and quickly press against the hive part or frame to be identified. Simply select the letters or numbers required and we will make up the iron. Maximum 8 letters.



## SIT-STEP-STORE

A must for all apary visits. Large capacity plastic tray for tools. With handy cover which makes it into a stool or step.



## ELECTRONIC SCALES

Simple electronic scales with an accurate, weatherproof, load cell. Weighs up to 200kg. Black powder coated frame of sturdy construction. Suitable for National Hives only 460x460mm.

Just plug in the digital readout device to each set of scales for an accurate reading of the weight of your hive.



Miscellaneous	Price	Packed Wt.
Ventilator	£1.10	0.06
Tidy Tray	£16.00	2
Branding Iron, Two Letters	£29.30	2
Branding Iron, Additional Letter	£7.60	
Sit-Step-Store	£16.00	3
Electronic Scales	£180.00	15

## RECORD CARD


Stiff A4 card to keep notes on disease, feeding, colony behaviour, honey yield, etc. Vital for good colony management. Can be laminated to produce a write on-wipe off surface.



## 12V EASI-KNIFE

12v Electric knife with stainless steel blade, ceramic element, turned wooden handle and 2m black flex. The knives are thermostatically controlled (not adjustable) switching between 85 and 105 degrees. They are light and very comfortable to use. 250mm x 50mm blade. 12v car battery required.

- Hold the frame on a solid and secure surface.
- Tilt the top of the frame towards you slightly to ensure that the sheets of cappings fall away from the frame.
- With the blade at the top of the frame, move the knife down the frame just underneath the cappings and allow them to fall into a collecting container.
- The heat from the blade helps to remove the cappings: the knife does not need to be razor sharp.



## ACE ELECTRIC UNCAPPING KNIFE

Our 'ACE' electric 240V, mains powered, uncapping knife. All stainless steel blade, plastic handle, 1.4m black flex lead. The knife is thermostatically controlled and quickly heats up to temperature.

- 250mm x 50mm blade.
- Easy to use.
- Fully controllable temperature.
- Low resistance controller ensures rapid heating between frames.
- Ergonomic.



## UTILITY UNCAPPING KNIFE

Very sharp stainless steel blade 280mm long 35mm wide. Honed on both edges.

Riveted wooden handle 110mm long.



## BROAD UNCAPPING KNIFE

420 mm long and 45mm wide. Serrated on one edge and plain honed on the other. Curved tip. Riveted Wooden handle. Very strong and sturdy.



## UNCAPPING FORKS

**UF1 Uncapping Fork**, Still a popular and easy uncapping method. Use cold with a zig-zag action cutting just under the cappings. Rinse occasionally in hot water and wipe dry. Cranked stainless steel needles assist in lifting cappings clear of comb. 210mm long, 70mm wide.

**UF3 Uncapping Fork**, Identical to the UF2 fork but with cranked, shaped needles.

**UF4 Uncapping Fork**, An extra large stainless steel uncapping fork. Plastic handle with 95mm spread of cranked tines. One shaped and sharpened edge for awkward hollows. Very comfortable to use.



Miscellaneous	Price	Packed Wt.
Record Card	£1.00	0.06
Laminated Record Card	£2.00	0.1

Uncapping Knives	Price	Packed Wt.
12v Easi-knife	£50.00	1.0
ACE Electric Uncapping Knife	£70.00	0.5
Utility Uncapping Knife	£13.00	0.5
Broad Uncapping Knife	£16.00	0.5
Uncapping Fork UF1	£4.50	0.2
Uncapping Fork UF3	£16.00	0.2
Uncapping Fork UF4	£23.50	0.2



**UF5 Uncapping Fork**, This fork is virtually unbreakable. It is incredibly strong with laser cut, accurately spaced tines. Very sharp with side cutter for working comb hollows. Comfortable, moulded silicone handle. 205mm long, tines are 70mm wide. Steel is 2mm thick.



**UF6 Uncapping Fork**, A heavy duty precision uncapping tool. The tines are cranked and have a small 90 degree bend at the end to aid with uncapping.

#### CAPPINGS SCRATCHER

A handy tool with straight tines that bend at a 90 degree angle (length of bend - 10mm). Ideal for agitating and scratching the cappings.



#### UNCAPPING SLICE

Available in three different widths with a choice of wooden, stainless steel or plastic handle. These uncapping slices remove cappings in one swift motion. Simply pull the slice towards you to uncap each cell. Wooden and stainless steel slices are available in 75mm and 130mm widths. The plastic handled slice is 120mm wide and also includes a bank of tines for uncapping corner cells.



#### UNCAPPING ROLLERS

A new style of these popular uncapping rollers. Simply roll over the comb and then extract in the usual way. The sharp spikes pierce the cappings but do not remove them. Most of the wax stays in place until extraction and can be filtered out of the honey at a later date. The rollers are made up of plastic discs with 30 pins per disc. Choose either 100mm, 150mm, 200mm or 250mm wide.



#### COMB RAKE

A razor sharp blade provides the ideal tool for raking granulated comb back to the midrib. Alternatively to stimulate early colony development lightly rake the tool over capped stores. 225mm long, 60mm wide. 120mm handle.



#### ELECTRIC UNCAPPING PLANE

A heated and shaped blade is pushed up the comb allowing the cappings to build up on the back of the blade. The temperature of the blade can be controlled by placing the end of the plane upright into a heatproof container with 1" of water in the bottom. The water will heat up to 100°C and will, therefore, provide a suitable temperature control for uncapping.




Uncapping Tools	Price	Packed Wt.
Uncapping Fork UF5	£27.00	0.2
Uncapping Fork UF6	£10.00	0.2
Cappings Scratcher	£10.00	0.2
Wide Uncapping Slice	£8.20	0.5
Narrow Uncapping Slice	£7.00	0.4
Plastic Uncapping Slice	£9.20	0.5

Uncapping	Price	Packed Wt.
Roller 1	£6.50	0.5
Roller 2	£8.70	0.6
Roller 3	£9.80	0.7
Roller 4	£11.40	0.8
Comb Rake	£11.00	0.2
Electric Uncapping Plane	£108.50	0.7


#### COLD UNCAPPING TRAY AND FRAME HOLDER

A large capacity unheated double tray in high density polyethylene with 40mm nylon valve fitted into the lower unit. The top tray has 4mm perforations for rapid draining of cappings. Each tray is 760mm long x 460mm wide and 90mm deep. The stainless steel frame holder takes approximately 13 British Standard Frames across the tray or 10 Langstroth/MD down the tray prior to extracting. When the holder is in use there is still ample room to uncap using the wooden bar supplied. To order, we can supply a frame holder suitable for Commercial frames.



#### Cold Uncapping Tray Cover

A sturdy cover for our cold uncapping trays. Made from 10mm correx with redwood locating battens. This will keep cappings and honey clean whilst draining overnight.



#### THERMOSTATICALLY CONTROLLED UNCAPPING TRAY


Standard uncapping tray fitted with a thermostat which accurately controls the temperature of the water in the tray. Temperature range of 0 – 120°C.

840 x 405 x 125mm. Heated area is 790 x 400mm. Collection only.



#### STANDARD UNCAPPING TRAY

Our standard electric uncapping tray measures – 840x405x125mm and is a water-jacketted tank which quickly melts the honey and the cappings. The wax and honey mixture run down the sloping box and through the filter and out of the 25mm diameter spout and into a suitable receptacle, e.g. our stainless steel separator. It comes complete with a 1260W thermal cut-out heating element and fused plug and flex. Do not leave unattended. Heated area is 790 x 400mm. Wooden frame rest bar included. Collection only.



Uncapping Trays	Price	Packed Wt.
Cold Uncapping Tray and Frame Holder	£162.70	6.5
Cold Tray Cover	£17.40	2
Thermostatically Controlled Uncapping Tray	£520.00	Collection only
Standard Uncapping Tray	£370.00	Collection only

## THE UNIVERSAL RANGE OF EXTRACTOR

We have been making this range of extractors for over 40 years and they are still as popular as ever. There is a choice of drives; electric or manual. A choice of barrels: lightweight or heavy duty polythene. A choice of cage: radial or tangential. A total of eight models to choose from. The largest range of British extractors.

The polythene barrels are food grade quality (we recommend the lightweight is stored in a UV frost-free environment.) Both types have integral handles. The manual machines are highly geared, very easy to use and extremely robust. The electric machines are powered by an 80W reversible motor producing a maximum speed of 280rpm through a 10:1 reduction gearbox. These models are fitted with the 1½" nylon valves. All have two piece lids which we recommend are kept in place when the machine is being used. Allen key provided to assist in cage removal.

### LIGHTWEIGHT PLASTIC

One of our most popular models. Capacity for honey under the cage is 85 lbs. Overall height 710mm; diameter 480mm. Can be supplied with an optional stand which raises the machine 305mm off the ground.



### HEAVY DUTY PLASTIC

Extremely robust polythene makes this model the choice of many associations. It is not susceptible to frost or UV light. Capacity for honey under the cage is 80 lbs.

Can be supplied with an optional stand which raises the machine 305mm off the ground. Overall height 740mm; diameter 455mm.



### TABLE TOP EXTRACTOR

Made at Rand, this is one of the best little machines on the market.

The ideal starter extractor for the hobbyist beekeeper with up to five hives. The B.S. version will hold 18 lbs. and the Langstroth 10 lbs. of honey before the honey valve must be opened.

Neither model has a central shaft, thus making the loading and turning of frames easier. All frames can be swivelled on their axis without removing them from the cage. Food grade polythene barrel with 1½" nylon valve. Nylon gears with a ratio of 2½:1. Stainless steel internal cage with phosphor bronze self lubricating bush at the top of the central shaft. Nylon bush at the base.

Two versions are available. The B.S. type will accommodate four B.S. shallow or two B.S. deep frames. The Langstroth type will hold four Langstroth shallow or two deep; two 16" x 6"; or two Dadant shallow. Diameter 405mm. Overall height 660mm.

See YouTube video:  
<http://bit.ly/2nqfxuB>



### TABLE TOP ADAPTOR

A stainless steel, removable, insert that will convert a Langstroth/Commercial Table Top extractor so that it will accommodate BS frames.



### STANDS FOR PLASTIC EXTRACTORS

A useful extra for all our plastic extractors including the Table Top.

The stand for the lightweight or heavy duty extractor lifts it off the ground by 305mm; the table top by 270mm.

Made in our Rand engineers department.

See photograph left.



Extractors	Manual	Electric	Packed Wt.
Lightweight, Radial or Tangential	£450.60	£955.00	20
Heavy Duty, Radial or Tangential	£610.70	£1085.00	22
Table Top Extractor, BS	£307.60		10
Table Top Extractor, Langstroth	£313.40		10
Table Top Adaptor	£28.20		1.5
Stand for L/W or H/D Extractor	£56.00		4
Stand for Table Top Extractor	£53.70		3



### UNIMEL

Three frame stainless steel Tangential machine.

Will take all sizes of frame except 14x12, Dadant Deep, Langstroth Jumbo and 16x10.

Split two part plastic lid and stainless steel cage.

Legs lift the extractor 195mm from the ground.

Legs require assembly to the extractor.

Available as a manual extractor and, with an electric motor.

See YouTube video: <http://bit.ly/2DNltsO>



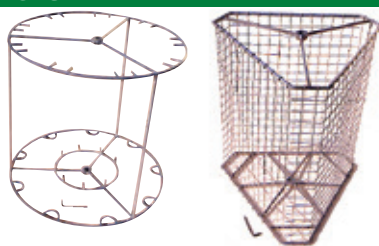
### HONEY PROCESSING KIT

Your choice of manual or electric unimel extractor, plus 30lb bucket and valve, three x 15lbs buckets, nylon double strainer and uncapping fork.



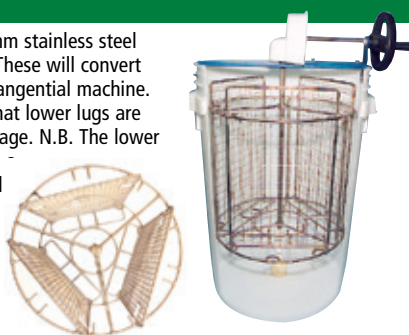
### RADIAL AND TANGENTIAL CAGE

We can supply either radial or tangential Universal Extractor cages separately. These can be used for renewing an old existing cage or for the DIY beekeeper. Both have collars for fixing to 12.7mm shafts and are complete with Allen key and grub screws. The radial diameter is 405mm and the depth is 380mm. The tangential cage has a depth of 455mm and is 375mm across at its widest point. For larger machines we also have the 12 frame cage with a depth of 400mm, collar size of 12.7mm and diameter of 495mm.



### SCREENS

In sets of three, made from 6mm stainless steel rod and 12mm welded mesh. These will convert your nine frame radial into a tangential machine. When fitting screens, ensure that lower lugs are inside the bottom ring of the cage. N.B. The lower lugs **do not** need locating in "D" of the lower ring. You will invariably find that one will fit into a "D" section while the other will not. 460mm long, 270mm wide with 50mm deep frame rest.



Extractors	Price	Packed Wt.
Unimel, Manual	£230.00	22
Unimel, Electric	£380.00	25
Processing Kit with manual Unimel	£260.00	30
Processing Kit with electric Unimel	£410.00	30

Extractor Spares	Price	Packed Wt.
9 Frame Radial Cage	£135.30	6.9
12 Frame Radial Cage	£203.00	10
Tangential Cage	£135.30	6.9
Set of Screens	£124.50	3.8

### EXTRACTOR BOTTOM BAR

Replacement stainless steel bottom bars for both lightweight and heavy duty extractors are available to replace the old plastic coated type. N.B. we require the old bar to make an exact copy.



### RM MOTOR CONVERSION KIT

This combined electric motor and speed controller is suitable for attaching to the top bar of most extractors up to twelve frames. Full fitting instructions provided.




### GUARD

Whether making your own or replacing a broken one, these tough high impact polystyrene guards will suit their purpose.



### NYLON GEARS

Tough, nylon construction crown and pinion gears at a ratio of 2½:1. We have yet to see a pair of gears with badly worn teeth. Internal diameter of the crown gear is 14mm, and the pinion gear 12.7mm.



### SIDE HANDLES

Two styles are available both with 14mm bore. A simple cranked or a handwheel design. Produced from very hard wearing and virtually unbreakable plastic. Very comfortable to use.



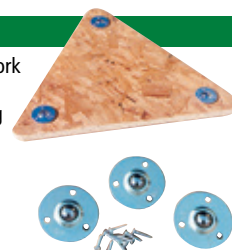
### SPARES



### STABILISER UNITS AND CASTORS

Ideal for use with electric extractors but will also work with manual machines providing they have fixing points, 600mm to suit the Universal range providing your extractor has fixing points.

The smooth running, ball bearing **castors** can be purchased separately and are complete with self tapping screws. 60mm diameter with 19mm ball.



Extractor Spares	Price	Packed Wt.
Bottom Bar	£46.50	1
RM Motor conversion kit	£520.00	7
Guard	£8.50	0.2
Nylon Gears	£16.00	0.15
Table Top cranked 12.7mm side handle	£36.00	0.7
Universal handwheel 14mm side handle	£23.20	0.4
Bronze Bush ½"	£2.70	0.06
Nylon Bush, ½" or ⅝"	£0.80	0.06
S/S Grub Screw M6 x 6 or M6 x 12	£0.80	0.06
Allen key, 3mm	£0.80	0.06
Roll Pin, ⅜"	£0.80	0.06
Ball Bearing, 8mm	£1.80	0.06
Stabiliser unit	£40.00	5
Castors, set of 3	£23.50	0.3



This is a relatively new Hungarian company to the UK market. As you can see, there is a very big range of items. They are all very well made using quality stainless steel and they represent excellent value for money with their keen prices. We supply many of their extractors with a USB memory stick showing a tutorial on how to use the machines. If we do not have it in stock we can soon source an item for you.

#### SEMI-AUTOMATIC UNCAPPING MACHINE

Water heated twin blade uncapper. 1100w counter balance operation with either manual or foot pedal control of blade position. Frame scraper for burr comb on bottom bars. Brood box rest and frame holder for 25 uncapped frames. BS frames only. 1300mm long 1620mm high 900mm wide.



#### MANUAL STAINLESS STEEL EXTRACTORS

Extractors are constructed in 0.7mm stainless steel with a stainless steel valve welded to the tank. With: conical base, interlocking safety lids, sturdy legs lifts the extractor 325mm from the floor. 360mm under valve. 3 and 4 frame machines are tangential and the 9 frame is radial. 4 year manufacturer guarantee, excludes wear and tear and accidental or malicious damage.



Konigin Range	Collected	Delivered
Semi-automatic Uncapping Machine	£3300.00	£3372.00
Tangential Manual Extractor, 3 frame	£600.00	£672.00
Tangential Manual Extractor, 4 frame	£625.00	£697.00
Radial Manual Extractor, 9 frame	£600.00	£672.00

#### ELECTRIC STAINLESS STEEL EXTRACTORS

Details as the manual extractors above. Electric extractors (250W) supplied with programmable controllers with two settings: Automatic start/stop and direction change and Manual.




#### SP (Semi Professional) RADIAL ELECTRIC STAINLESS STEEL EXTRACTORS

Extractors are constructed in stainless steel with a stainless steel valve welded to the tank. Includes: conical base, interlocking safety lids, sturdy legs lifts the extractor 325mm from the floor, screw cap sealed drain off/pump attachment. Electric extractors supplied with programmable controllers with three settings, automatic start/stop and direction change, automatic speed ramping in one direction, manual.



#### SWING CAGE ELECTRIC EXTRACTORS

A Semi-automatic and programmable controller on the machine makes extraction an absolute pleasure. It is the safest and most thorough method possible. Less comb breakages, less extractor damage and really dry combs once extraction is finished because you are extracting tangentially and the beauty is you do not need to stop and turn the frames. When programmed the machine starts revolving slowly in one direction and gradually picks up speed until the programmed time is reached. It slows down, brakes and then starts revolving in the other direction. The frame baskets swing out to the tangential position as the machine accelerates until the allotted time has elapsed. Construction and electric unit as smaller extractors on previous page.



Konigin Range	Collected	Delivered
Tangential Electric Extractor, 3 frame	£900.00	£972.00
Tangential Electric Extractor, 4 frame	£925.00	£997.00
Radial Electric Extractor, 9 frame	£900.00	£972.00
Radial Electric Extractor, 9 frame Manual and Electric	£1000.00	£1072.00
SP Radial Electric Extractor, 12 frame	£930.00	£1002.00
SP Radial Electric Extractor, 20 frame	£1010.00	£1082.00
SP Radial Electric Extractor, 40 frame	£1800.00	£1872.00
Swing Cage Electric Extractor, 6 shallow frame tangential	£1360.00	£1432.00
Swing Cage Electric Extractor, 4 deep frame	£1360.00	£1432.00
Swing Cage Electric Extractor, 6 deep frame	£1800.00	£1872.00
Swing Cage Electric Extractor, 8 deep frame	£2310.00	£2382.00



### STAINLESS STEEL HONEY TANKS

Sloping base. Stainless steel welded valve. No strainer.

Standard tanks available in 25kg, 50kg and 100kg capacities.

Water jacketed honey tank. 100kg capacity. 530mm diameter 1020 mm high. sloping base. Stainless steel valve. 400 mm from the floor. Ball valve for draining the jacket. Thermostatically controlled with temperature gauge.



### HQ FILLING MACHINE

This nifty filling machine meets all food and medical standards. Suitable for filling all kinds of non-crystallised honey below 43 baume degrees and an ambient temperature of higher than 15°C. Large filling weight range - from 100 to 5000 grams and a high filling efficiency: 360 x 500g bottles/hour, 240 x 1000g bottles/hour. The machine comes with a permanent and daily counting function, you can check the filling times and total number on the equipment at any time. 13mm nozzle size.

Optional compatible 20litre tank and lid is also available.



### SWIENTY TABLE TOP FILLING STATION

Superb, quality made equipment from Swienty in Denmark. This filling station is ideal for the small scale commercial operation and hobby beekeeper alike. The system will cope with up to 200kgs of honey per hour. Honey can be pumped or gravity fed in to the filling head. Accuracy is +/-1%, anti-drip nozzle, hose and spare parts included. The jars automatically stop under the filling head as the turntable rotates, a tried and tested Swienty system. Full instructions in a comprehensive guide included. Turntable is 450mm in diameter. The filling station now comes with an optional 10 litre hopper and lid.



Konigin Range	Price	Packed Wt.
Stainless Steel Honey Tank, 25kgs	£150.00	4.0
Stainless Steel Honey Tank, 50kgs	£175.00	7.0
Stainless Steel Honey Tank, 100kgs	£210.00	10.0

Konigin Range	Collected	Delivered
Heated Stainless Steel Honey Tank, 100kgs	£990.00	£1062.00

Filling Machine	Price	Packed Wt.
HQ Filling Machine	£727.00	20
Compatible 20 litre tank	£22.80	6.5

Filling Station	Price	Packed Wt.
Swienty Table Top Filling Station	£3000.00	15
Hopper	£315.00	7
Hopper Lid	£42.00	4

### HEATED CREAMERS/ MIXER

#### Heated Creamers

1300w heating element for water jacket. 40:1 variable speed geared motor, final speed approx. 40 rpm. Stainless steel valve. In two sizes, 50kgs and 100kgs.



#### Mixer

This mixer is fitted to a 100kg honey tank (included). Suitable for honey or syrup. 40:1 geared motor, twin bladed, angled, paddle shaft. Valve is 300mm above the floor. 100 kg capacity.

### WAX MELTER AND CENTRIFUGE

Will hold broken comb from approximately 40 frames. 3kw water heater in the base. 520mm diameter 1100mm high. 450mm below outlet to the floor.

Secure toggle fixing for the lid.



### SMART WEIGHING AND FILLING MACHINE

This pneumatic filling unit is incredible value for money. The hopper will hold 60+kgs and gravity feeds the filling head. All stainless steel construction with spare head for thicker honey. Foot pedal operation and complete with stand. The scales are fully adjustable and very accurate. Simply programme the weight required in the jar, the cut-off is clean and precise with no drips.

A compatible compressor now available.



Konigin Range	Collected	Delivered
50kgs Heated Creamer	£1864.50	£1936.50
100kgs Heated Creamer	£2414.50	£2486.50
Mixer 100kgs	£715.00	£787.00
Wax Melter and Extractor	£1650.00	£1772.00

Weighing and Filling Machine	Price	Packed Wt.
Smart Weighing and Filling Machine	£650.00	20
Compressor	£82.00	4



We are pleased to be the UK distributor of this high quality honey processing equipment. It is made in France and the company is world renowned for the quality of their products.

They have been in business even longer than us being established in 1905 near Orleans in central France. We have seen their manufacturing facility and it is excellent with state of the art machinery for dealing with stainless steel. We stock several popular items from their range but if we do not have it immediately available we can soon source it for you.

#### THOMAS MINI TETRA

Suitable for a beekeeper with up to 10 hives. This very simple yet efficient machine allows you to uncup, extract and settle your honey in one machine. All stainless steel construction (apart from cage rings).

Uncap into the perforated basket, load the 9 frame manual extractor, settle honey in the ergonomically designed bottom chamber.

Less space, Less mess, Greater efficiency. 1055mm long, 595mm wide, 1050mm high.



#### THOMAS UNCAPPING TANK

A large stainless steel tank mounted on legs. 820mm high, 1050mm long and 480mm wide. Complete with draining grid for cappings and nylon honey valve. An adjustable support bar means it will hold all sizes of frame.



#### THOMAS UNCAPPING MACHINE

This machine will uncup all sizes of frame with very little adjustment. It fits quickly and simply, if desired, on to the uncapping tank above. Manually fed and very easy to use with fully adjustable uncapping chains. 500mm diameter, 1000mm high.



#### THOMAS TETRA PLUS

A larger version of the "Mini Tetra". Electric extractor powered by a 70w motor. This machine will accommodate 20 shallow frames. There is also space for stacking 20 uncapped frames prior to extraction. 1500mm long, 700mm wide 1050 mm high.




#### BATI PRESS AND TANK

A simple and effective solution to extract honey from raw combs or from top bar hive combs, or use for Heather honey.

Place the combs vertically in the fixed cage. Turn the handle to compress the combs from top to bottom. The cappings and honey are extracted and can be immediately strained. This technique differs from the normal rough comb crushing because the perpendicular compression of cells allows a perfect separation of honey and wax. The pressed wax at the end of the cycle contains very little residual honey.

The extracted honey is clear.

The Bati Press can be purchased on its own or with a dedicated tank.



#### THOMAS EXTRACTINE

Suitable for up to 5 hives, this machine is a little gem. Hand operated with an integral strainer and 50kg settling tank. It will hold 3 shallow frames of any size tangentially. 400mm diameter, 870mm high.



Thomas Range	Collected	Delivered
Thomas Mini Tetra	£2200.00	£2272.00
Thomas Uncapping Tank	£1320.00	£1392.00
Thomas Uncapping Machine	£2750.00	£2822.00

Thomas Range	Collected	Delivered
Thomas Tetra Plus	£3575.00	£3647.00
Bati Press	£1017.50	£1089.50
Bati Press, tank only	£605.00	£677.00
Thomas Extractine	£990.00	£1062.00



### THOMAS DUOMEL

This machine is similar to the Extractine but with a larger capacity. We can offer the machine either in manual or electric drive . 1100mm high, 525mm diameter. It will hold 9 shallow frames of any size and is suitable for up to 20 hives. It is complete with screens for tangential operation and a drip tray base and lid for the extractor and settling tank.



### THOMAS BABYMATIC

A 20 frame semi-automatic extractor that gradually increases speed, once it has been programmed. This leaves you more time to continue uncapping! The machine is fitted with two half covers, one is transparent and fitted with a safety interlock switch, the other supports the control box.

650mm diameter, 1100mm high, 180w electric motor. Very stable, and ideal for a 100 hive operation.



### THOMAS RADIANOX 24 FRAME

An all stainless steel radial honey extractor with a single phase 110w motor fitted on top of the machine. Opening and loading is through a transparent 1/2 lid with an electronic interlock switch.

1000mm high, 800mm diameter. This machine will take 24 shallow frames of any size.



### COMMERCIAL MELTER

1050x550x470mm wide. 1050 high on legs.

1600W heater in lid, 700W heater in the cabinet.

This cabinet type melter is a versatile piece of equipment. It basically separates honey and beeswax carefully, safely and efficiently.

It has a high capacity capable of dealing with 100kgs of cappings.

It can be used as a cappings melter, liquefier of crystallised frames, uncapping tank or warming cabinet.



### EUROMEL 36

900mm diameter, adjustable height with a single phase 550W motor.

Holds 36 shallow frames of any type.

This extractor is intended for beekeepers with 100+ hives. It has a variable speed controlled gearbox with an automatic acceleration device. Interlocking safety lid and also clear polycarbonate 1/2 lid so you can view extraction as it happens.

Sloping internal base ensures all honey runs out of the 60mm outlet.



### BAFFLE CLARIFIER

A large capacity clarifying sump.

1250x470x320mm high, single phase 1200w

The baffle clarifier is an important piece of equipment in any commercial operation. It greatly speeds up the processing of freshly extracted honey by separating impurities such as pieces of wax, bees, frame splinters etc. The heat in the base of the sump ensures the foreign bodies rise to the surface and are held back by the three baffles.



### THOMAS MINI CENTRIFUGE

Dealing with cappings is a crucial part of beekeeping.

Cappings are one of the hives premium products and when cleaned provide the beekeeper with a valuable source of income. This efficient centrifuge is ideally suited for use in a 100+ hive operation. 240mm diameter basket (removable) spinning at 1500 rpm dries cappings admirably with very little imbalance. 800mm high.



### STAINLESS STEEL TANKS

Quality made tanks from Thomas in France.

50 and 100kg in capacity with an excellent Clean Cut, spring loaded valve for perfect bottling time after time.

50kg honey tank. 375mm diameter, 390 mm high.

100kg honey tank. 375mm diameter, 690mm high.



Thomas Range	Collected	Delivered
Thomas Duomel, manual	£1540.00	£1612.00
Thomas Duomel, electric	£2376.00	£2448.00
Thomas Babymatic	£3038.00	£3110.00
Thomas Radianox 24 Frame	£3862.00	£3934.00
Commercial Melter	£4400.00	£4472.00

Thomas Range	Collected	Delivered
Euromel	£4882.50	£4954.50
Baffle Clarifier	£2200.00	£2272.00
Mini Centrifuge	£2475.00	£2547.00
50kg tank complete with both strainers	£660.00	£680.00
100kg tank complete with both strainers	£770.00	£790.00

## CAPPINGS MELTER AND HONEY LIQUIFIER



Made from stainless steel. With the aid of a heating element which together with an electric fan is integrated in the lid. The Cappings Melter and Honey Liquifier automatically separates wax from honey without overheating the honey. The fan ensures an even heat distribution on the wax-honey surface.

The spiral heating element can be thermostatically adjusted from 30 - 110°C. 2000 W/230 V. Diameter: 55cm. Height including fan motor: approx. 85cm. Depth of chamber under motor is 500mm.

## 20 LITRE TANK, VALVE AND 3 STRAINERS

Plastic bucket with valve and three strainers.

Holds 5 gallons (20 litres). Complete with a plastic honey gate and a lid plus 3 reusable, hand washable filters that recess down about 4" (10cm) into the bucket. The rolled edge of the filter keeps it in position. Includes 1 each of the 600 micron (coarse), 400 micron (medium), and 200 micron (fine) filters.

The 20 litre tank and valve is also available with our stainless steel double strainer or as a tank, lid and valve only.



## UNCAPPING LEDGE

The ledge sits on the rim of the bucket. Simply place the lug of the frame through one of the four holes and uncap directly into the bucket. Fits the 20litre tank only.



## 15kg. RECTANK

Compact and easy to store, this small tank and valve is ideal for the small producer. 370mm long, 240mm wide, 270mm high. Plastic carrying handle. Available with or without 1½" nylon honey valve.




## CONICAL TAP STRAINER

Made in stainless steel with a coarse straining mesh. The wire handle makes this strainer suitable for hanging on the tap of a honey tank or extractor. Diameter 5¼".



## HONEY/WAX SEPARATOR

A square stainless steel container which will hold approximately 3-4 kgs. Place under the uncapping tray outlet. As the mixture cools, the wax floats on top of the honey. The honey can be poured off from the baffle spout.



## 40kg. TANK

Available with or without 1½" nylon honey valve. Will take either a band and clamp combination or 40kg. straining bag. Overall height 410mm; diameter 370mm.

They are designed for single use only but can be used more if the lid is not clipped on fully.



## STAINLESS STEEL DOUBLE SLIDE STRAINER

A large double strainer with adjustable arms. An essential bit of beekeeping kit that will not break the bank. 240mm diameter. Arms, when extended, open to 420mm. Suitable for our 40 kg. tank. Coarse mesh has an aperture of 1.5mm and the fine 0.5mm. Depth of top strainer is approx. 40mm.



## RECTANGULAR DOUBLE STRAINER STAINLESS STEEL

New rectangular double stainless steel strainer. Arms, when extended, open to 540mm. All stainless steel construction. Coarse mesh has an aperture of 1mm and the fine 0.5mm. Depth of top strainer is approx 55mm. Fits nicely on a rectank or a 40kg tank.



## NYLON DOUBLE STRAINER

A very effective and inexpensive version of the popular stainless steel strainer. Ideal for 30lb. buckets. Food grade plastic and nylon mesh, probably the most popular strainer we have. Diameter 225mm. 3 point location lugs fits a 30lb. bucket. By using a wooden lath it also fits our 40kg tank. Strainers are 16 and 30 mesh per inch.



Tanks	Price	Packed Wt.
Cappings Melter and Honey Liquefier	£2000.00	20
20 litre Tank and 3 Strainers	£52.00	7.3
20 litre Tank and stainless steel double strainer	£52.00	7.3
20 litre Tank and valve only	£21.80	6.5
Uncapping Ledge	£6.50	0.8
15kg. Rectank Only	£7.80	1.5
15kg. Rectank and Valve	£24.40	1.7
Conical Tap Strainer	£22.80	0.5
Honey/Wax Separator	£50.00	4
40kg. Tank Only	£21.70	3
40kg. Tank and Valve	£38.00	3

Strainers	Price	Packed Wt.
Stainless Steel Double Strainer	£21.70	1.2
Rectangular Double Strainer Stainless Steel	£27.00	1.3
Nylon Double Strainer	£11.50	0.2



**STRAINING CLOTHS**

Nylon cloths are 700mm x 700mm and exceptionally fine.

Linen scrim are 79 x 100cms and are very strong and coarse in texture; ideal for heather honey. They can be folded into "envelopes" for use in wooden or steel presses.

Circular cloths made in nylon with pull tapes suitable for containers up to 500mm in diameter. Special sizes of nylon cloth can be supplied to order.

**MICRON RATED STRAINING CLOTHS**

Two types in metre squares. Fine (200 microns) and medium (500 microns). These are industrial straining cloths used extensively in the food industry and are ideal for filtering exhibition honey. The 200 micron version is one of the finest honey straining cloths on the market.

**STAINLESS STEEL BAND AND CLAMP**

An efficient device for securing a straining cloth around the top of the honey tank. How many times have you tied on a cloth only to find that it drops in the honey? Sold per metre length. Let us know the circumference of your tank and we will cut and assemble to order.

**CONICAL NYLON STRAINING BAGS**

Made from 200 micron rated cloth so are suitable for your exhibition honey. The conical shape of the bag allows for a large head of honey. This ensures that the honey is strained under pressure as well as by gravity; speeding up the process. Two sizes available- for the 40kg or 70kg tanks.

**NYLON HONEY VALVE**

1½"/40mm bore with accurate cut off. Backnut included. Outside bore is 46mm.

**STAINLESS STEEL VALVE**

A Thorne produced stainless steel valve with accurate cut off. 1½"/40mm bore. Ideally suited for welding or soldering into a stainless steel tank. A threaded stainless steel boss is included with the valve. Outside bore is 46mm.

**ND VALVE**

A new spring loaded gate that ensures a clean and accurate cut-off. Complete with back nut and seal. 40mm internal bore and outside bore of 46mm.

**HEXVALVE**

A secure valve with face bore of 40mm. The hole in vessel needs to be 46mm diameter. The threaded locking nut fits neatly through the hole in the vessel where the body of the valve can then be screwed tightly in place.

**POURING AID**

Simple and practical device in stainless steel to hold a bucket on top of a honey tank for draining purposes. Will fit virtually all sizes of honey tank.

**BUCKET REST**

A plastic version of our popular pouring aid. This simple rest fits neatly on to our 40kg tank. Add a 15 or 30lb bucket and watch the honey flow! Tank and bucket are NOT included.

**HONEY TIPPER**

It is recommended for plastic or stainless steel bottling tanks between 300mm and 350mm diameter and a maximum height of 700mm. Suitable, therefore, for tanks holding between 25kgs. and 75kgs. of honey. Minimum quantity required to depress the spring is 15kgs.

TANK IS NOT INCLUDED.

**LIQUID LEVEL SENSOR**

Clip this small battery operated alarm over the rim of your bucket or honey tank and pour in liquid honey. The alarm will 'beep' as soon as honey touches the sensor.

**15lb. AND 30lb. BUCKETS**

Easy to clean with snap-on lids. Both sizes nest saving considerably on storage space. Do not stack more than three high when full with liquid honey. Both sizes have integral tamper seals. Once the lid is on for the first time, it cannot be removed without breaking the seal.

15lb: 230mm diameter, 220mm high. 30lb: 280mm diameter, 220mm high.

**BUCKET BAR**

A simple way to stabilise your frames during uncapping. Place over a 30lb bucket and place the end of the top bar into the hole. Hold the top of the frame whilst you use an uncapping fork or knife to uncup. The cappings fall into the bucket. These can then be slowly warmed to allow the wax and honey to separate. Ideal for the hobbyist beekeeper with a small number of hives. Will also work over a retank when placed diagonally from the corner of the tank - may need an additional lath to stabilise. Will also work over a 40kg tank if using two additional laths to hold in place.



Straining Cloths	Price	Packed Wt.
Nylon, square	<b>£4.00</b>	0.06
Linen Scrim	<b>£14.00</b>	0.2
Circular with tape	<b>£12.00</b>	0.06
Fine Micron Rated Square	<b>£38.00</b>	0.2
Medium Micron Rated Square	<b>£38.00</b>	0.2

Strainers	Price	Packed Wt.
Stainless Steel Band, metre	<b>£7.00</b>	0.06
Clamp	<b>£7.00</b>	0.06
Small Conical Bag, 137cm circumference	<b>£22.80</b>	0.06
Large Conical Bag, 140cm circumference	<b>£31.00</b>	0.06

Honey Storage	Price	Packed Wt.
Nylon Valve	<b>£9.00</b>	0.2
Stainless Steel Valve	<b>£32.50</b>	0.75
ND Valve	<b>£13.00</b>	0.35
Hexvalve	<b>£9.00</b>	0.2
Pouring Aid	<b>£22.80</b>	1
Bucket Rest	<b>£6.00</b>	0.5
Tipper	<b>£50.00</b>	5.0
Liquid Level Sensor	<b>£17.50</b>	0.1

Honey Storage	Each	Packed Wt.	Per 10	Packed Wt.
15lb. Bucket	<b>£3.00</b>	0.8	<b>£25.00</b>	3.7
30lb. Bucket	<b>£4.40</b>	1.2	<b>£38.40</b>	6.5
Bucket Bar	<b>£3.50</b>	0.15		

## SMITH CUTTER SCRAPER

Stainless steel with wooden handle for cutting the comb away from the foundation sheet. Insert the tensioned wire into the honeycomb at one end of the frame and draw downwards. Then reverse the tool and scrape off the comb/honey. The comb is now ready to be pressed. 90mm blade, 120mm handle. Overall length 250mm. High tensile stainless steel wire can be purchased separately.



## STAINLESS STEEL HONEY PRESS

This heavy duty press is ideal for processing heather honey. Made in stainless steel with a large capacity chamber holding approx. 20kgs. Complete with one press bag. The inner steel basket is 240mm in diameter and the main body is 300mm diameter and 300mm high. Overall height is 650mm. Outlet is 200mm high.



## M.G. HEATHER PRESS BAG

Strong, linen scrim bags. 380mm long, 230mm wide and 280mm deep. They will hold three full size B.S. Deep combs or six shallow.



## HEATHER HONEY LOOSENER

This stainless steel manual heather honey loosener is ideal for the small-scale beekeeper. Simply punch the plastic (food grade) pins into the cells and loosen the honey. The pins are mounted with springs and can loosen the honey without damaging the comb. Length 227mm, width 25mm.



## SPIRAL MIXER

This stainless steel mixer is suitable for heavy-duty electric drills. 10mm shaft, 650mm long with a 75mm diameter spiral.



## THOMAS MIXER

This mixer is fitted to a 100kg honey tank. The single speed 370w motor revolves at 35rpm. The device is very useful for seeding and creaming honey. A must for all serious honey producers. 750mm high 375mm diameter.



## CORKSCREW MIXER

Stainless steel spiral, overall length 685mm, diameter of spiral 80mm, diameter of shaft 8mm. Fit it to an electric drill.



## HONEY CHURNER

Heavy duty stainless steel mixing blade. 610mm long, 90mm diameter head, 10mm shaft.



## HONEY CREAMER

Made from aluminium with a wooden 'T' handle. The simplest creaming device. 660mm long with a 125mm diameter head. Carefully warm granulated honey in its container until approx. 1/3 is liquid. Immerse the creamer and move it up and down, being careful to keep the plunger below the level of the honey to avoid drawing in air.



## HONEY TROWEL

Use this tool to break up and transfer granulated honey. 2mm thick, slightly curved blade with honed edge. Blade is 170mm long and 85mm wide. 190mm long, shaped handle.



## HONEY SPADE

For breaking up and transferring honey in deep containers. All stainless steel construction, 2mm thick curved blade with bevelled edge. Blade welded to a 20mm diameter shaft with 'T' head 55mm long. Overall length 510mm.



Heather Honey	Price	Packed Wt.
Smith Cutter/Scraper	£32.20	0.45
Wire only for above	£2.30	0.06
Stainless Steel Honey Press	£270.00	10
Economy/Stainless Steel Press Bag	£10.85	0.1
M.G. Heather Press Bag	£10.85	0.1
Heather Honey Loosener	£300.00	2
Spiral Mixer	£43.40	2
Mixer, collected	£1760.00	18
Mixer, delivered	£1820.00	18

Mixing Honey	Price	Packed Wt.
Corkscrew Mixer	£28.50	1.5
Honey Churner	£65.00	1.0
Honey Creamer	£28.50	0.5

Honey Processing	Each	Packed Wt.
Honey Trowel	£26.00	0.5
Honey Spade	£43.40	0.75



### COILED HEATER SYSTEM

350w thermostatically controlled heater, shaped to hang over side of container, can be used with the system illustrated. Tripod stand, micron rated cloth (200) and stainless steel support cone makes viscous honey handling a pleasure. Speeds up filtering of liquid honey drastically, producing beautifully clear runny honey suitable for showing. Tripod is 500mm high with a diameter of 320mm (70kg tank is not included).



### PEDESTAL HEATER

A 220mm diameter heater (250W) which quickly and simply liquefies tubs of crystallised honey. The thermostat is adjustable and will switch on/off as the temperature control demands. Strong and robust stainless steel construction with replaceable element and thermostat. Stand element on surface of set honey and let heater work its way down.



### MINI HONEY LIQUEFIER

An inexpensive heater for melting set honey stored in buckets of up to 10kgs capacity. Power output is 50w. 170mm diameter.



### WARMING CABINET

This thermostatically controlled cabinet holds two 30lb buckets on wooden battens. Heat is provided by a 25w heating cable, made by ourselves, which is fitted inside the perimeter of the cabinet approximately 100mm above the base. Without further insulation, the following temperatures are attained:-

20°C – 2 minutes; 30°C – 4 minutes; 40°C – 8 minutes; 50°C – 16 minutes; 65°C – 54 minutes. Maximum attainable temperature is approximately 70°C.

External dimensions: 735 x 395 x 530mm high; Internal dimensions: 685 x 345 x 325mm high. Height above wooden battens is 400mm.

We can also supply the warming cabinets with optional castors and a removable metal grid. The grid will allow standard honey jars to be warmed in the cabinet.



### HONEY WARMING KIT


If you are considering making your own warming cabinet, similar in size to the above, we can supply the necessary element and thermostat with full fitting instructions.

If you are considering a larger cabinet or are converting a redundant fridge or freezer, we can also produce a made to measure heating cable kit to install yourself. Full instructions supplied. All we require from you are the internal dimensions of the proposed cabinet. Output is approx. 10 watts per metre.




### HEATING CABLE

Thermostatically controlled, 8 metres in length with capillary probe. Suitable for wrapping around stainless steel tanks and extractors. Warms honey slowly. The cable has an output of 30W per metre. Maximum attainable temperature 85°C.



### HONEY SPATULA


Flexible and strong plastic spatula for clearing/cleaning remnants of liquid honey from buckets and honey tanks. 200mm long, 90mm wide.



### BABY BOTTLER

A superb stainless steel heated bottling unit with stainless steel valve at a very affordable price. This unit will hold 70lbs. of honey and contains a 1800W thermostatically controlled heater with a range between 30° and 100°C. Honey can be heated directly in the container on a very low temperature and prepared for bottling. Alternatively by using a steel grid or wooden blocks a 30lb. bucket of granulated honey dropped into water can be made liquid overnight. 120 minute timer. 480mm high, 390mm diameter.

N.B. Honey must be stirred frequently to avoid hot spots.



Honey Processing	Price	Packed Wt.
Coiled Heater	£154.00	2.5
Stand, support and strainer for above	£82.50	2
Pedestal Heater	£360.00	7
Mini Honey Liquefier	£110.00	2
Warming Cabinet	£363.00	16
Warming Cabinet with castors	£422.40	16
Grid for Warming Cabinet	£32.50	4

Honey Processing	Price	Packed Wt.
Honey Warming Kit	£128.00	1
Bespoke Honey Warming Kit	POA	
Heating Cable	£325.50	3
Honey Spatula	£3.50	0.06

Honey Bottling	Price	Packed Wt.
Baby Bottler	£325.00	10

## LABELS

Introducing 8 pages of labels. Probably the best selection of honey labels in the world. Choose the basic label and then decide your text. Please see the simple regulations below to guide you on the correct wording required in the UK. Concise details of sizes and print parameters will be found on page 51.

All labels are shown at approximately 60-80% size.

### CENTENARY LABEL



### L.1



### L.2

Word "Honey" is pre-printed.



### L.4



### UK Honey Labelling Regulations

Below is our simple advice on honey labelling. For more detailed information – go to the website of the Food Standards Agency.

1. The Word "HONEY" is required.
2. The weight must be on the label – we will ensure it is the legal size and format.
3. You can specify the area where the honey is produced. For example, Lincolnshire, Forest of Dean, Scottish Borders.
4. You can specify the type of honey. For example, Heather, Borage. The honey must be at least 75% of that particular type.
5. If you are selling the honey, you must have your name and address on the label. It does not need to be complete but you should be able to be found from the information.
6. If you are selling the honey through a third party, you must have a lot number.
7. You must have a best before date on the jar. We suggest 2-5 years from now.
8. You must have a country of origin on the jar. For example – Produce of England, Produce of Scotland, Harvested in Wales. Adding the country to the end of your address is not acceptable.

### L.20

Word "Honey" is pre-printed.



### L.21

White, yellow or clear.



### L.22



### L.25



### L.26



Labels	Price	Packed Wt.
L4 Labels, 100	£9.00	0.06
L4 Labels, 500	£31.50	0.4
L4 Labels, 1000	£55.00	0.7
All other labels on this page, 100	£7.60	0.06
All other labels on this page, 500	£24.00	0.4
All other labels on this page, 1000	£41.00	0.7



L.27



L.28

Word "Honey" is pre-printed.



L.29



L.40



L.41



L.42



L.50 Landscape



L.50 Portrait



STH

Clear label so customer can see your honey. Bee, skep or hive design.



STH COMB

Clear label so customer can see your comb honey.

Perfect for the crystal containers, see page 58.



Labels	Price	Packed Wt.
labels on this page, 100	<b>£7.60</b>	0.06
labels on this page, 500	<b>£24.00</b>	0.4
labels on this page, 1000	<b>£41.00</b>	0.7

## GRANULATION AND COMBI

Self-adhesive instruction labels for the reverse of jar. Includes use of microwave and infant information. White and gold 76mm x 25mm. STH Clear 76mm x 51mm. Tiny 36mm x 21mm.

### GRANULATED HONEY

All Pure Honey will granulate; in fact this change is the best proof of its quality. It can easily be restored to the liquid state by either of the following methods:

- (1) Loosen the top and stand the jar in hot water, preferably on strips of wood so that the water completely surrounds the jar. Heat very gently until the honey becomes liquid.
- (2) Remove metal cap or loosen plastic cap and place in a microwave oven on the lowest power. Remember, the honey in the centre of the jar will continue to become liquid after the heating time has finished.

**HONEY IS UNSUITABLE FOR INFANTS UNDER 12 MONTHS**

#### GRANULATED HONEY

All Pure Honey will granulate, in fact this change is the best proof of its quality. It can easily be restored to the liquid state, by either of the following methods:  
(1) Loosen the top and stand the jar in hot water, preferably on strips of wood so that the water completely surrounds the jar. Heat very gently until the honey becomes liquid.  
(2) Remove the cap and place in a microwave oven on the lowest power. Remember the honey in the centre of the jar will continue to become liquid after the heating time has finished.  
**HONEY IS UNSUITABLE FOR INFANTS UNDER 12 MONTHS**

#### GRANULATED HONEY

All Pure Honey will granulate, in fact this change is the best proof of its quality. It can easily be restored to the liquid state.

- (1) Loosen the top and stand the jar in hot water. Heat very gently until the honey becomes liquid. OR

- (2) Remove cap and place in a microwave oven on the lowest power. Remember, the honey in the centre of the jar will continue to become liquid after the heating time has finished.

**HONEY IS UNSUITABLE FOR INFANTS UNDER 12 MONTHS.**

#### GRANULATED HONEY

All Pure Honey will granulate, in fact this change is the best proof of its quality. It can easily be restored to the liquid state.

- (1) Loosen the top and stand the jar in hot water. Heat very gently until the honey becomes liquid. OR

- (2) Remove cap and place in a microwave oven on the lowest power. Remember, the honey in the centre of the jar will continue to become liquid after the heating time has finished.


**HONEY IS UNSUITABLE FOR INFANTS UNDER 12 MONTHS.**

Granulation Labels	Pack	Packed Wt.
White Granulation, 100	<b>£2.30</b>	0.06
White Granulation, 1000	<b>£18.00</b>	0.4
STH Granulation, 100	<b>£4.00</b>	0.06
STH Granulation, 500	<b>£17.00</b>	0.4
STH Granulation, 1000	<b>£31.00</b>	0.7

Granulation Labels	Pack	Packed Wt.
Gold Granulation, 100	<b>£3.00</b>	0.06
Gold Granulation, 1000	<b>£22.00</b>	0.4
Tiny White, 65	<b>£2.30</b>	0.06

## ROUND SECTION LABEL

Produced in the USA to seal the covers to complete a round section container. 337mm x 32mm.



## Label sizes and print parameters

Label	Size millimetres	Max. No. of letters in heading	Max. No. of lines of personalisation	Max. No. of characters per line
Centenary Label	76 x 51	18	4	24
L.1 Large	80 x 50	16	4	20
L.1 Small	60 x 40	16	3	15
L.2	95 x 45	24	1	38
L.4	63 x 45	12	3	24
L.5	32 x 22	12	5	18
L.7	38 x 25	12	3	12
L.8	38 x 25	12	3	12
L.11	32 dia	2	25	
L.17	31 dia.	5	18	
L.20 Large	90 x 50	24	4	20
L.20 Small	80 x 42	20	3	15
L.21 Large	76 x 51	14	4	18
L.21 Medium	76 x 38	14	3	18
L.22 Large	76 x 51	14	4	14
L.25 Large	52 x 82	16	4	20
L.25 Small	60 x 40	14	3	16
L.26	76 x 51	16	6	15
L.27	76 x 51	14	3	30
L.28	100 x 50	12	3	20
L.29	76 x 51	12	4	22
L.40	63 x 45	12	4	20
L.41	63 x 45	12	4	20
L.42	63 x 45	12	4	20
L.50 Large	80 x 50	16	2	35
L.50 Small	60 x 40	12	2	26
L.50 Portrait	50 x 80	12	5	15
STH	76 x 51	12	4	24
STH Comb	40 x 29	8	2	28

## BEAR STH

Clear label so customer can see the honey in the bear.

**PURE HONEY**  
**340g**

Best before end 2026 **PRODUCE OF ENGLAND**  
**L.101**

**B.A. BEEKEEPER**  
**HONEY POT COTTAGE**  
**01637 858555**

## L.7 & L.8



Labels	Price	Packed Wt.
Round Section Labels, 10	<b>£4.50</b>	0.06
Round Section Labels, 100	<b>£16.80</b>	0.35

Labels	Price	Packed Wt.
Bear, L7 & L8 Labels, 100	<b>£7.60</b>	0.06
Bear, L7 & L8 Labels, 500	<b>£24.00</b>	0.4
Bear, L7 & L8 Labels, 1000	<b>£41.00</b>	0.8



### SPECTRUM LABELS

Available in 8 sizes and approximately 80 designs – see examples below and our website for more details.

Choose from the designs below or online, your size of label and then add your own text.

Sizes: Large 80x51mm; Medium 63.5x46.6mm; Small 63.5x38.1mm; Tiny 38.1x21.2mm; Large Square 51mm, Small Square 40mm; Large Oval 95x53mm, Small Oval 60x49mm.

### LARGE – L202 DESIGN



### MEDIUM – L234 DESIGN



### SMALL – L259 DESIGN



### TINY – L209 DESIGN



### SMALL SQUARE – L212 DESIGN



### LARGE SQUARE – L254 DESIGN



### L262 DESIGN



### SMALL OVAL – L402 DESIGN



## All labels

L201-296; L401-412; L501-505

Labels	Price	Packed Wt.
Large, 100	£10.00	0.4
Large, 250	£15.00	0.5
Large, 500	£24.00	0.8
Large, 1000	£41.00	1.2
Medium, 100	£10.00	0.3
Medium, 250	£13.00	0.4
Medium, 500	£19.00	0.5
Medium, 1000	£28.00	0.8
Small, 100	£10.00	0.3
Small, 250	£12.00	0.4
Small, 500	£18.00	0.5
Small, 1000	£23.50	0.8

Labels	Price	Packed Wt.
Tiny, 250	£10.00	0.2
Tiny, 500	£14.00	0.3
Tiny, 1000	£20.00	0.5
Large Square or Small Oval, 100	£10.00	0.3
Large Square or Small Oval, 250	£14.00	0.4
Large Square or Small Oval, 500	£24.00	0.3
Large Square or Small Oval, 1000	£35.00	0.5
Small Square, 100	£10.00	0.3
Small Square, 250	£12.00	0.4
Small Square, 500	£18.00	0.3
Small Square, 1000	£25.00	0.5
Large Oval, 100	£10.00	0.3
Large Oval, 250	£20.00	0.4
Large Oval, 500	£30.00	0.3
Large Oval, 1000	£50.00	0.5

## SPECTRUM LABELS

L.300 – L.412: Large 80 x 51mm; Medium 63.5 x 46.6mm; Small 63.5 x 38.1mm; Tiny 38.1 x 21.2mm; Large Square 51mm; Small Square 40mm; Large Oval 95 x 53mm; Small Oval 60 x 49mm.

### L.401




### L.402



### L.403




### L.404



### L.405




### L.406



### L.407



### L.408



### L.409



### L.410



### L.411 CHRISTMAS

**NEW**



### L.412 CHRISTMAS

**NEW**



### L402 POLISH

51mm diameter, white background. Any text can be used. 2 lines personalisation only.

### POLISH

Diameter 70mm. Maximum: 4 lines with 20 characters per line. Any weight.



### BEES FOR DEVELOPMENT

Improve your honey sales with these labels supporting Bees for Development and all their good work.

### BfD TAMPER



### BfD 10p

Bees for Development Labels, 65 per sheet. Each small label is 38.1 x 21.2mm. The labels are printed and donated by Thornes so the total cost is given to BfD.

Also available BfD 15c and BfD 20cents.



BfD Labels are also available in French, German, Dutch, Spanish, Italian, Portuguese and Danish.

Polish Labels	Pack	Packed Wt.
Polish Labels, 100	<b>£6.00</b>	0.06
Polish Labels, 1000	<b>£45.80</b>	0.7
Polish Labels, Personalised, 100	<b>£11.00</b>	0.06
Polish Labels, Personalised, 500	<b>£35.90</b>	0.4
Polish Labels, Personalised, 1000	<b>£62.00</b>	0.7
L402 Polish, Round, 100	<b>£10.00</b>	0.3
L402 Polish, Round, 250	<b>£14.00</b>	0.4
L402 Polish, Round, 500	<b>£24.00</b>	0.5
L402 Polish, Round, 1000	<b>£35.00</b>	0.8

BfD Labels	Price	Packed Wt.
BfD Rectangular Labels	<b>£6.50</b>	Free
BfD Tamper Labels, 50	<b>£6.00</b>	Free
BfD Tamper Labels, 100	<b>£12.00</b>	Free



L.300



L.302



L.303



L.304



L.305



L.306



NEW

L.307



NEW

L.308



NEW

L.309



NEW

L.310



NEW

L.311



NEW

L.312



NEW

L.314



NEW

L.315



NEW

L.316



NEW

## All labels

L300-316

Labels	Price	Packed Wt.
Large, 100	£12.00	0.4
Large, 250	£19.00	0.5
Large, 500	£35.00	0.8
Large, 1000	£60.00	1.2
Medium, 100	£12.00	0.3
Medium, 250	£16.00	0.4
Medium, 500	£21.00	0.5
Medium, 1000	£30.00	0.8
Small, 100	£12.00	0.3
Small, 250	£15.00	0.4
Small, 500	£20.00	0.5
Small, 1000	£28.00	0.8

Labels	Price	Packed Wt.
Tiny, 250	£12.00	0.2
Tiny, 500	£17.00	0.3
Tiny, 1000	£24.00	0.5
Large Square or Small Oval, 100	£12.00	0.3
Large Square or Small Oval, 250	£18.00	0.4
Large Square or Small Oval, 500	£28.00	0.3
Large Square or Small Oval, 1000	£45.00	0.5
Small Square, 100	£12.00	0.3
Small Square, 250	£15.00	0.4
Small Square, 500	£20.00	0.3
Small Square, 1000	£28.00	0.5
Large Oval, 100	£15.00	0.3
Large Oval, 250	£25.00	0.4
Large Oval, 500	£45.00	0.3
Large Oval, 1000	£65.00	0.5

## UNIQUE LABELS

Send us a photograph or colour drawing of your apiary, house, local beauty spot or landmark or something completely different. We will print your honey labels, using this and any text. Labels are rectangular, 80mm x 51mm; 63.5mm x 46.6mm; 63.5mm x 38.1mm and 38.1mm x 21.2mm. Square, 51 x 51mm and 40 x 40mm.



## Unique Labels

Once only Origination Charge	500	Packed wt.	1000	Packed wt.
Full Colour design, Large	<b>£35.00</b>	0.8	<b>£60.00</b>	1.2
Full Colour, design, Medium	<b>£21.00</b>	0.5	<b>£30.00</b>	0.8
Full Colour, design, Small	<b>£20.00</b>	0.5	<b>£28.00</b>	0.8
Full colour design, Small square	<b>£20.00</b>	0.5	<b>£28.00</b>	0.8
Full colour design, large square	<b>£28.00</b>	0.6	<b>£45.00</b>	1
Full colour design, Tiny	<b>£17.00</b>	0.3	<b>£24.00</b>	0.5
Any of the above. 100 labels only	<b>£19.00</b>			0.4

## L.17

Diameter 31mm.

## L.17 B25

**BEST  
BEFORE  
END 2025**

## L.17 B26

**BEST  
BEFORE  
END 2026**

## L.17 CR

**CREAMED  
HONEY**

## L.17 BA

**UNSUITABLE  
FOR INFANTS  
UNDER 12  
MONTHS**

## L.17 JAR

**PLEASE  
RETURN  
JAR**

## L.17 SS

**SOFT  
SET**

## L.17 HH

**HEATHER  
HONEY**

## L.17 SPECIAL

Wording  
of  
your  
choice.

Produced by  
A. HAY  
21 NEOTS ROAD  
BIGGLESWADE  
BEDS  
01177 888999

Also available: Best before end 2027; Pure Comb Honey, min wt 170g 6oz; with added pollen; Blossom Honey; Honey Soap; Propolis; Lip Balm; Honey Hand Cream; Pure Beeswax Polish; Heather Comb Honey; This product contains nuts; Cappings; Borage Honey; Spreads easily; Soft set easily spreadable.

Labels	Standard	Special	Packed Wt.
L.17 Labels, 100	<b>£2.75</b>	<b>£5.30</b>	0.06
L.17 Labels, 500	<b>£12.50</b>	<b>£14.40</b>	0.25
L.17 Labels, 1000	<b>£22.80</b>	<b>£24.00</b>	0.4



## Unique Labels

	500	Packed wt.	1000	Packed wt.
Panel design, Large	<b>£24.00</b>	0.5	<b>£41.00</b>	0.8
Panel design, Medium	<b>£19.00</b>	0.5	<b>£28.00</b>	0.8
Panel design, Small	<b>£18.00</b>	0.5	<b>£23.50</b>	0.8
Panel design, Small square	<b>£18.00</b>	0.5	<b>£25.00</b>	0.8
Panel design, large square	<b>£24.00</b>	0.6	<b>£35.00</b>	1
Panel design, Tiny	<b>£14.00</b>	0.3	<b>£20.00</b>	0.5
Any of the above. 100 labels only	<b>£19.00</b>			0.4

## L.11

White circular label with bee in centre. Diameter 32mm.

## L.11 C8

Printed with  
"Pure Honey"  
and 28g. 1oz.;  
42g. 1½oz.  
or 57g. 2oz.



## L.11 B24



## L.11 QU



## L.11 SSH



## L.11 EARTH



## L.11 BABY



## L.11 AWARD



## L.11 Special

Any wording  
or weight.



Also available: Direct from the Producer; The whole world loves honey; Pure Comb Honey min wt 170g 6oz; Best before end 2025; Best before end 2026; Soft set honey, easily spreadable; Pure Honey with added pollen.

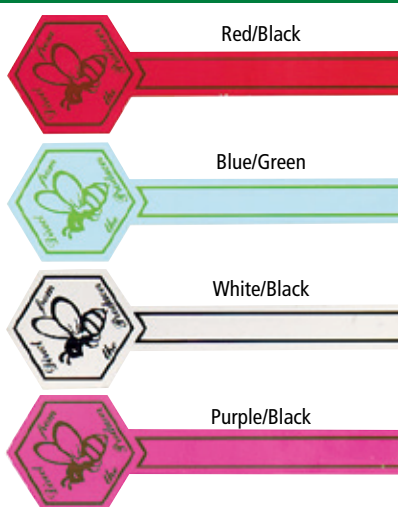
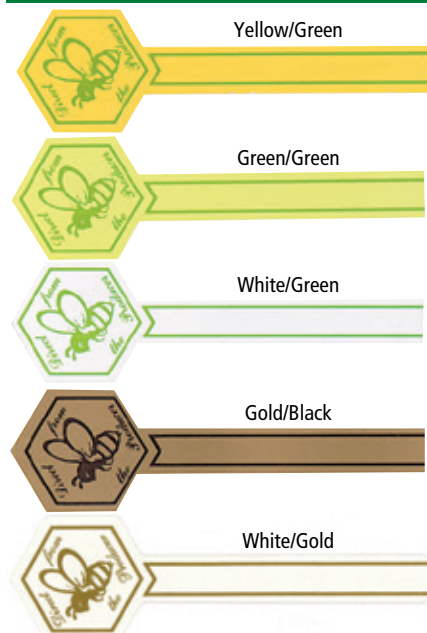
Labels	Standard	Special	Packed Wt.
L.11 Labels, 100	<b>£2.75</b>	<b>£7.00</b>	0.06
L.11 Labels, 500	<b>£12.50</b>	<b>£17.40</b>	0.25
L.11 Labels, 1000	<b>£22.80</b>	<b>£27.50</b>	0.4



### L.12 Tamper Evident Label

Hexagon fits onto the centre of the lid with tail sealing onto the jar. 30mm across hexagon, overall length 100mm. Co-ordinate with your label or use queen marking colour codes.

#### L.12 BEE



#### L.12 CLEAR

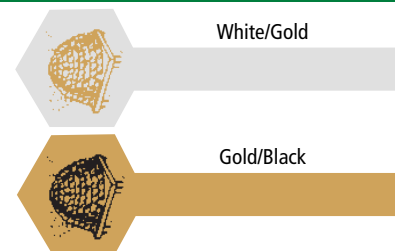
Impossible to photograph! Clear transparent tamper label. Excellent with decorated lids.

#### L.12 PERSONALISED

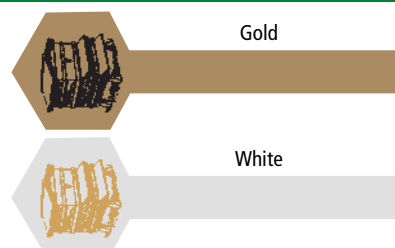
All except clear can be personalised on the tail with your own text.




#### L.12 SKEP



#### L.12 HIVE



#### L.12 PLAIN

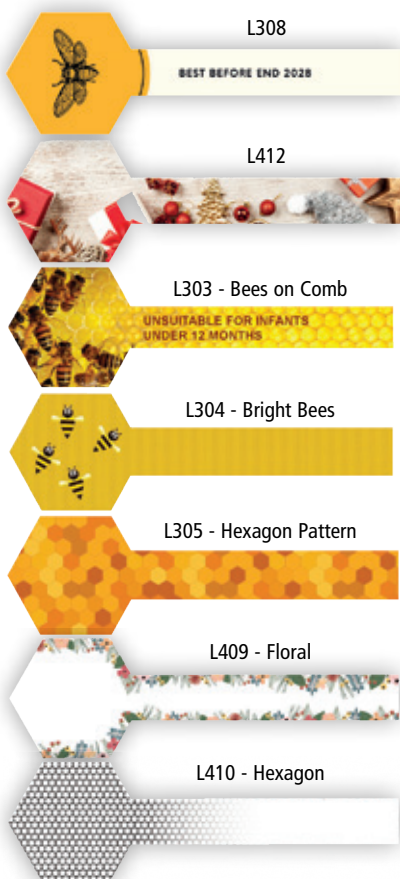


#### L.32 DOUBLE ENDED

This extra long label, 162mm, has been designed to fit both sides of a jar. The tails being covered by the product label on one side and perhaps a granulation label on the other.



### FLAT SHEET TAMPER LABELS



More designs available on our website

Labels	Plain	Personalised	Packed Wt.
L.12, bee, skep, hive or plain, 100	£3.25	£8.70	0.06
L.12 bee, skep, hive or plain, 500	N/A	£27.00	0.4
L.12 bee, skep, hive or plain, 1000	£21.00	£40.00	0.7
L.12 Clear, 100	£4.00	N/A	0.06
L.12, Clear, 1000	£33.00	N/A	0.7
L.32, bee or hive, 100	£4.50	£14.00	0.06
L.32, bee or hive, 500	N/A	£43.40	
L.32, bee or hive, 1000	£34.00	£70.80	
Bespoke Tamper Labels, 500	N/A	£39.00	0.4
Bespoke Tamper Labels, 1000	N/A	£60.00	0.7
Flat sheet tamper, 112	£8.70	£14.70	0.2
Flat sheet tamper, 256	£15.20	£21.20	0.3
Flat sheet tamper, 512	£27.00	£33.00	0.4
Flat sheet tamper, 1008	£43.40	£49.40	0.7

## HONEY JARS

The traditional 1lb jar with gold lacquered screw lid is still the most popular honey jar in use today. Lids are 70mm in diameter.



## HEXAGONAL GLASS JARS

Becoming more and more popular and now available in three sizes: 4oz (113g), 8oz (227g) and 12oz (340g). All take gold lacquered twist off lids, sized as follows, 48mm, 58mm, 63mm.



## GLASS MINI JAR

One size only – circular 1½oz. (42g) Gold lacquered 43mm twist lid. Suitable for hotels, guest houses, airlines, samples, etc. The perfect gift when used with our presentation racks.



Glass Honey Jars	Collected	Including Carriage to England, Wales and South Scotland	Including Carriage to Highlands of Scotland, N. Ireland and Islands
1lb Jars, with gold metal screw lid, gross	<b>£94.40</b>	<b>£114.40</b>	<b>£134.40</b>
1lb Jars, with white plastic screw lid, gross	<b>£94.40</b>	<b>£114.40</b>	<b>£134.40</b>
Hexagonal Jars, with gold twist lids, 4oz, 165	<b>£72.00</b>	<b>£82.00</b>	<b>£92.00</b>
Hexagonal Jars, with gold twist lids, 8oz, 111	<b>£60.00</b>	<b>£70.00</b>	<b>£80.00</b>
Hexagonal Jars, with gold twist lids, 12oz, 90	<b>£57.00</b>	<b>£67.00</b>	<b>£77.00</b>
1½oz Glass Mini Pots, with gold twist lids, 100	<b>£29.00</b>	<b>£39.00</b>	<b>£49.00</b>

**N.B. All glass jars are sent at consignees risk. We regret neither ourselves or the carrier can accept responsibility for breakages.**

## PRESENTATION RACKS

Made in rough sawn pine to give that rustic effect. The triple rack is supplied only in the flat and will hold 3 x 1½oz. (42g) glass mini jars. Pins for assembling are NOT included. Also available for 2 x ½lb. (227g) jars or 2 x 1lb. (454g) jars, standard type, and 2 x 8oz. hexagonal jars.



## JAR SAFE

A two-part cube of polystyrene with cavity for standard 1lb. (454g) jar. The perfect protection for posting honey as a gift or transporting to a show. (Jar not included.)



## MULTI JAR SAFE

This polystyrene box will hold six glass jars of various sizes 1lb, 1/2lb and all hexagonal jars. Cavities are 85mm in diameter and 100mm deep, extra packaging, e.g. bubble wrap may be required.



Honey Containers	Price	Packed Wt.
Presentation Racks for 3 Glass Mini Pots, 10	<b>£8.00</b>	0.65
Presentation Racks for 2 Round ½lb Jars, 10	<b>£10.30</b>	1.3
Presentation Racks for 2 Hexagonal 8oz Jars, 10	<b>£10.30</b>	1.3
Presentation Racks for 2 x 1lb Jars, 10	<b>£20.50</b>	2.6
Jar Safe	<b>£2.20</b>	0.1
Multi Jar Safe	<b>£5.40</b>	0.8

Why not visit our most northern branch in Newburgh, Scotland and our most southern in South Molton, Devon. Both stores carry a wide range of stock and anything they haven't got, can soon be delivered.





**MINI PAIL**

A small attractive container with lid. Plastic handle. Holds approximately 3.3lbs/1.5kg of honey.

**CATERING COMB HOLDER**

The demand for pure, quality, home produced honey has never been greater. To assist in marketing try these all stainless steel, stylish, comb holders with your local hotel or guest house at the breakfast buffet. Guests can be safe in the knowledge that the honey on their toast or croissant is as pure as possible! Each holder will take either a BS shallow or deep frame (Smith frames as well). Frames are securely held in place with stainless steel clamps. Angled drip tray will take the run-off of liquid honey into another bowl or jar. Frames should ideally be unwired and made with thin foundation.

400mm wide, 500mm high and tapered width from 170 to 100mm for stability.

**PET HONEY CONTAINERS**

**PET1** clear plastic container with silicone seal within screw lid. Snap over closure 100g capacity.

**PET5** tall, clear plastic container with screw cap. Hexagonal pattern down each side. 500g capacity.



Honey Containers	Price	Packed Wt.
Mini Pail, each	<b>£2.30</b>	0.25
Mini Pail, 10	<b>£20.50</b>	1.5

Comb Containers	Each	Packed Wt.
Catering Comb Holder	<b>£75.90</b>	5

PET Honey Containers	Price	Packed Wt.
PET1, per 10	<b>£3.80</b>	0.5
PET5, per 10	<b>£3.90</b>	0.7

**Propolis****What is it?**

Propolis is a sticky resinous mixture that bees use to seal unwanted open spaces in hive parts. It can be anywhere from yellow to brown, depending on the source of the sap that the bees collect to make it.

The name propolis comes from the Greek 'pro' (at the entrance to) and 'polis' (community or city), meaning that it is used as a defence against the outside. This could be from external invaders such as mice or wasps or simply from the wind and rain.

**How do bees collect it?**

Bees do not actually collect propolis – they make it. They collect sap from plants or trees such as poplars and conifers or from wounds in the plant itself. This sap is piled into their pollen sacks and taken back to their colony. Saliva and wax are mixed in with the sap and the result is propolis.

**What do they use it for?**

Bees coat the inside walls of the hive and the comb with a thin layer of propolis – this gives strength to the structure. Larger amounts are used to fill small cracks in the hive or between hive parts (the main reason beekeepers use a hive tool!) and even larger amounts are used if they find the entrance to the hive too large. This is called a propolis curtain.

Bees also use propolis to 'mummify' foreign bodies inside their nest to stop the mould from spreading. For example, dead insects or mice that they cannot remove may be coated in propolis to contain the decaying body and keep the nest clean.

**Can it be used for anything else?**

Propolis has been used for thousands of years due to its antimicrobial, antiviral and antioxidant properties which have numerous beneficial health effects on humans. The Egyptians, Romans, Incas and ancient Greeks all used propolis in different ways including embalming, reducing fever, as an antiseptic, as a wound healer and many more. In later years, the sticky substance was used as a violin varnish and even as a treatment for tuberculosis by the Soviets during the second world war.

Nowadays, propolis is still a popular self-remedy which can be found in health food shops (or in your beehive!) in the form of capsules, creams, lozenges or powders. It is used for common colds and other flu-like infections as well as on skin for wound healing, burns and acne. Propolis mouthwashes and toothpastes are also popular because they help to combat caries, mouth ulcers and gingivitis.


Despite all these benefits, propolis is also highly allergenic which means some people are susceptible to an unpleasant rash. Therefore, it is advised to wear gloves when handling propolis if a rash appears.

**CRYSTAL COMB CONTAINERS**

Prize winner at the 2011 National Honey Show. A huge improvement on the old boring margarine box shape. Clear container with bee and cell decoration on the top and bottom. Hinged lid. Will hold 8oz comb, using the Comb Cutter below. See page 50 for STH Comb label.

**4C**

Box to fit around the Crystal Comb Container. Modern and bold cell design. Purple, gold, green, red or blue.

**COMB CUTTER**

Heavy gauge stainless steel. Honed cutting edge ensures a clean cut every time. Spring assisted plunger action aids comb release. Cuts comb 85x65mm, approx. 6-8oz.

**SECTION CASES**

The traditional packaging for timber sections. Clear cellophane window provides clarity for the comb.

Purple or gold.

**SCREW LIDS**

Available in gold lacquered metal and white plastic. Fit only the screw neck traditional one pound honey jar. 70mm diameter.

**TWIST LIDS**

In five sizes – 43mm, 48mm, 58mm, 63mm and 70mm. All are gold lacquered and have flowed in seals. These will fit hexagonal glass jars, glass mini pots, and of course ½lb. and 1lb. regular honey jars with a twist-off neck. Beekeepers are no exception to the message of recycling and these lids will fit a large variety of jam jars, coffee jars, pickle jars, etc.



Comb Honey Containers		Packed Wt.
Crystal Comb Containers, 50	<b>£8.70</b>	1
Crystal Comb Containers, 840	<b>£102.50</b>	6
4C, 50	<b>£9.80</b>	1
Comb Cutter	<b>£30.40</b>	0.5
Section Cases, 10	<b>£4.30</b>	0.2
Section Cases, 50	<b>£16.30</b>	1

Screw on Lids	Price	Packed Wt.
Gold Lacquered Lids, 72	<b>£10.90</b>	1.1
White Plastic Lids, 72	<b>£10.90</b>	1

Twist Lids		Packed Wt.
43mm, 100	<b>£13.00</b>	0.7
48mm, 100	<b>£13.00</b>	0.7
58mm, 100	<b>£14.30</b>	1
63mm, 100	<b>£15.50</b>	1.1
70mm, 100	<b>£16.70</b>	1.4

## BD HONEY GRADING GLASSES

Back on the market, thanks to Mr Bernard Diaper. National Honey Show approved pair of grading glasses. Use to be sure you are entering your honey in the right class; light, medium or dark. Complete with a protective wallet and instructions.



## ILLUMINATED REFRACTOMETER

Test the water content of your honey with this accurate and inexpensive refractometer. These new, lightweight, refractometers also incorporate a small light. This makes reading the scale much easier. Ready calibrated. Simply smear a drop of honey on the prism and look through the eyepiece towards the light. Read off the figure against the scale where the light meets the dark, this is the percentage of water present in the honey. The dimensions of the case are 205mm x 75mm x 54mm. Will need recalibrating (with sunflower oil) if used alot.



## DIGITAL REFRACTOMETER

A reliable electronic refractometer. Very easy to use, lightweight and compact. Full instructions supplied.



## HONEY TASTER

A 5" long glass rod with paddle and ball end suitable for use when tasting or judging honey.



## FRAME SHOWCASE

Made in clear pine, suitable for showing a fully drawn frame. Slots for glazing. (Glass not supplied). In BS shallow and deep, Commercial, Langstroth and Dadant shallow.



Testing	Price	Packed Wt.
Grading Glasses	£35.80	0.3
Refractometer	£43.40	0.6
Digital Refractometer	£195.30	1

## JUDGES/STEWARDS TRILBY

Complete your judging or stewarding apparel with these lightweight, washable and hygienic trilbys. S, M, and L.



## SELF ADHESIVE HONEY SIGN

Self Adhesive vinyl. 20½" x 6" 520mm x 152mm.



## TIMBER HONEY SIGN

An attractive timber sign with a 3D WBC hive in profile. Yellow vinyl weatherproof letters on each of three lifts. 300mm wide, 350mm high.



## HONEYCOMB HONEY FOR SALE SIGN

This square sign has a bright vibrant image of cells and bees with the wording 'Honey For Sale'. Made from thick cardboard - not suitable for outdoor use, but ideal to put inside a window. 400mm x 400mm.



## LOCAL HONEY SIGN

A pressure sensitive plastic sign for use on glass. 200mm across point to point.



## JAR HONEY SIGN

Eye catching self cling on sign, suitable for applying on the inside of a window. 230mm wide x 248mm high.



## CLASSIC SIGN

A classic, engraved Honey For Sale sign. Available in White, Red or Yellow. Made from aluminium composite board. Weatherproof. 315mm x 365mm.



Showing	Price	Packed Wt.
Honey Taster	£5.40	0.06
Frame Showcase, BS Shallow	£36.00	2
Frame Showcase, BS Deep	£39.60	2
Frame Showcase, Langstroth Shallow	£39.60	2
Frame Showcase, Dadant Shallow	£39.60	2
Frame Showcase, Commercial Shallow	£39.60	2
Judges/Stewards Trilby	£21.70	0.3

Selling	Price	Packed Wt.
Self Adhesive Honey Sign	£6.80	0.25
Timber Honey Sign	£39.10	1.1
Honeycomb Honey for Sale Sign	£13.00	1.1
Local Honey Sign	£2.80	0.06
Jar Honey Sign	£2.80	0.06
Classic Sign	£15.20	1.1



### POLLEN PICKER

A neat device useful for taking and tasting samples of pollen. Simply place over the cell and push tip into the pollen.



### PROPOLIS SCREEN

Propolis is easily gathered by applying one of our simple screens. Place the fibre glass mesh under the crownboard of your hive and leave for the bees to propolis. Once full, remove the mesh and deep freeze until brittle, approx. twelve hours. Screw up the mesh in your hands and all the propolis will drop off.




### FLOOR POLLEN TRAP

An all-weather pollen trap which keeps the pollen dry. Pollen is caught in a ventilated plastic drawer which is easy to remove. Integral steel legs raise the floor by 110mm. The floor reverts to a standard solid floor with ease. National assembled only.




### FAIRWEATHER POLLEN TRAP

Designed for use in good weather, cannot be left on the hive in damp conditions. A removable 5mm plastic mesh mounted vertically dislodges the pollen. This falls through the seven mesh grill into a plastic drawer. Fit onto the front of a hive using the brass hooks and screws supplied. National and Langstroth sizes only.



### PLASTIC POLLEN MESH

For those who wish to make their own pollen trap. This German made mesh is supplied on a roll 1m wide. We can cut to size required. 1mm thick.




### STAR POLLEN MESH

Each strip measures 340 x 55mm and is 1mm thick. The star pattern is a more efficient pollen stripper than the traditional round pattern.



### RIGID POLLEN STRIP

This is the strip we use in our floor pollen traps. 510mm long, 35mm wide and 3mm thick. This pollen stripper is very rigid and therefore lends itself to easy removal from the pollen trap.



Pollen/Propolis	Packed Wt.	
Pollen Picker	<b>£13.70</b>	0.06
Propolis Screen	<b>£4.60</b>	0.06
Floor Pollen Trap	<b>£50.20</b>	3
Fairweather Pollen Trap	<b>£31.10</b>	2
Plastic Pollen Mesh, square foot	<b>£8.70</b>	0.15
Star Pollen Mesh	<b>£8.70</b>	0.15
Rigid Pollen Strip	<b>£2.30</b>	0.15

## What is pollen?

Pollen is a powder that flowers produce. It comes in many different colours, mostly in shades of orange and yellow but can be found in red, green, brown and even black. It is the male fertilizing agent of flowering plants, trees, grasses and weeds, which means it is necessary for flower reproduction.

As honeybees and other insects move from flower to flower collecting nectar and pollen for themselves, they also inadvertently transfer pollen grains from the anther of one flower to the stigma of another i.e. from male to female parts, fertilising the flower. This is the flowers' way of reproducing and is known as pollination.

Honey bees need pollen for their colony. As luck would have it, they have hairy bodies to which the pollen grains attach while they are visiting the flowers. These grains are subsequently pushed into their pollen baskets, packed down and flown back to their colony.

### PROPOLIS REMOVER

This product will remove propolis from most surfaces especially stainless steel and plastic. Great for cleaning gloves (carry out a test first) and hive tools. It is anti-bacterial and very economic to use, a little goes a long way. 500ml bottle with trigger spray. Apply to propolis and leave for a few minutes and then rinse with cold water. For stubborn areas leave for 10 minutes before rinsing. Precautions required during application. Contains potassium hydroxide.



### PURE TURPENTINE

Pure Turpentine in a 500ml plastic bottle. Ideally suited for use with beeswax to make polish.



### CARNAUBA WAX

Add approx. 10% by volume to your mix to produce a quality hardened polish. Carnauba is a wax which has the highest melting point of all the natural waxes. It is obtained from the leaves of a palm tree that is only found commercially in N.E. Brazil.



### POLISH CONTAINERS

An exciting addition to our range. These multi coloured containers are hard wearing, virtually unbreakable, will tolerate hot wax and pure turpentine without any distortion. Available in gold, silver, red, green, blue, white, beige, cream, yellow, brown and black. Mix and match tops and bases for a colourful display. Each container holds approx. 70g of polish. Can be recycled, code 5.




Pollen/Propolis	Packed Wt.	
Propolis Remover	<b>£7.80</b>	0.8

Wax Melting / Polish	Price	Packed Wt.
Pure Turpentine	<b>£12.50</b>	0.8
Carnauba Wax, 250g	<b>£8.90</b>	0.3
Carnauba Wax, 500g	<b>£13.70</b>	0.6
Polish Containers, each	<b>£0.40</b>	0.06
Polish Containers, 10	<b>£3.30</b>	0.3
Polish Containers, 100	<b>£29.80</b>	2

## LARGE SOLAR WAX EXTRACTOR

Place old combs, cappings and any odd scraps of wax into the stainless steel tray and the heat from the sun through the double glazed lid melts the wax. This runs through the removable strainer into a separate receiving tray. Strong timber construction, insulated base 810 x 685 x 230mm. Supplied complete with sealed double glazed unit in safety glass. Trays may be purchased separately. Tray sizes: main approx. 660mm square, 130mm deep; receiving 600x160x80mm deep.



## SMALL SOLAR WAX EXTRACTOR

Same principle as above but produced in composite timber with galvanised trays. 405mm wide, 760mm long, 405mm high. Supplied complete with sealed double glazed unit in safety glass. Tray sizes: 320x520x130mm deep and 300x110x70mm deep.



## LARGE AND SMALL STEAM WAX EXTRACTORS

Made in our own metalwork shops at Rand, these machines are efficient and rapid wax extractors using external steam from a steam generator. They consist of six elements, steam generator, stand, snug fit base, body, robust inner perforated stainless steel cage and lid. They are very easy to use and, once steam has been generated, they will melt comb/cappings/wax in seconds. The liquid wax runs into the integral tray and out of the front spout. The condensate is collected under the tray and runs out of the central base spout. Great for all sorts of wax rendering from full cappings to old combs. NB: ensure water levels are maintained.

The small version will hold approximately 5 BS brood combs (not including wooden frame). Dimensions 230x230mm square, 460mm high. Stand is 230mm high and made from powder coated mild steel. Linen scrim bag included. Integral lifting handles.

The large extractor will take all sizes of comb plus frame, approximately seven BS, Langstroth or Commercial deep and diagonally it will take two 14x12, Dadant or Langstroth Jumbo. Dimensions are 305x305mm square and 670mm high. Stand is 230mm high. Linen scrim bag included. Integral lifting handles.



## KOCHSTAR WAX MELTERS I AND II

This versatile appliance is invaluable to beekeepers and candle makers alike.

The Wax Melter I is used for melting wax directly in the tank or by using the Enamel Insert below. Heavy duty stainless steel boiler with plastic lid and handles. Thermostatically controlled 1800W sealed heater so cannot come into contact with wax, honey or water. Operates between 30 C and 100 C, 220-240V AC, with neon indicator light and 120 minute timer. 365mm diameter and 480mm high.

The Wax Melter II is the same unit fitted with two chrome plated brass ball valves with positive cut off. This is used to liquefy and clean up to 15kgs of wax on water using the sedimentation principle. Tap off the liquid wax from the upper tap and drain water from the lower.

Full instructions for use included.



## ENAMEL INSERT FOR KOCHSTAR

Manufactured to ensure that the maximum amount of wax can be melted at one time in the Kochstar Wax Melter. Holds 12 kgs of wax.

How to use: Pour water into the melter, approximately half full. Lower the insert with the wax carefully into the melter. Switch on and the wax will melt.



## EASI-STEAM

This steam extractor is definitely a winner, especially as the 'messy' bit can be outside in the open.

An electric steam generator (4 litre capacity, 1800W, cable length is 3m) is attached to a steel cover via a steam hose (3m in length). This cover fits snugly over a brood box (not supplied). The steel tray and grid are placed on a solid floor (not supplied) and the wooden eke placed on top of the floor. Place a suitable receptacle next to the outlet, e.g. old bucket feeder or ice cream container, switch on the steam generator and wait. After about 20 minutes wax and water will run out of the front of the hive. Leave to settle and cool. The wax will float on top of the water produced by the condensed steam. Switch off generator and carefully remove steel cover. In the hive you will find completely empty frames apart from some cocoon that has lodged on the frame bottom bars and of course the wire from the foundation. The majority of the cocoon will be on the mesh base and can be discarded. The frames are totally free of wax, all that remains is the propolis. The Easi-steam has not only extracted the wax from the old comb (approx. 90% by our calculations) but it has also cleaned the frames and the brood box. Temperature reached in the brood box using this method is approx. 105°C.

See YouTube video: <http://bit.ly/2vaTk6C>



Wax Extraction / Wax Melting	Price	Packed Wt.
Large Solar Wax Extractor, Collected	<b>£483.90</b>	25
Large Solar Wax Extractor, incl. delivery	<b>£543.90</b>	25
Large Solar Metalwork only	<b>£281.60</b>	8
Small Solar Wax Extractor, fitted with glass	<b>£183.20</b>	12
Small Solar Metalwork only	<b>£84.30</b>	3.5
Small Steam Wax Extractor without steam generator	<b>£326.60</b>	15
Small Steam Wax Extractor with steam generator	<b>£379.60</b>	17
Large Steam Wax Extractor without steam generator	<b>£445.90</b>	25
Large Steam Wax Extractor with steam generator	<b>£498.90</b>	27
Spare bag, large	<b>£14.40</b>	0.1
Spare bag, small	<b>£13.00</b>	0.1
Kochstar Wax Melter I	<b>£244.10</b>	8
Kochstar Wax Melter II	<b>£352.60</b>	10
Enamel Insert for Kochstar	<b>£51.00</b>	7
Easi-steam, National	<b>£124.60</b>	7
Easi-steam, Langstroth, Commercial, Dadant, Smith	<b>£143.60</b>	7
Easi-steam, WBC – with solid floor	<b>£172.10</b>	10
Steam Generator only	<b>£55.30</b>	2.5



### WAX / SOAP MOULDS

A wide range of rigid plastic moulds made in our workshop at Rand. Use them for soap, wax or chocolate. The secret of easy release is to pour the wax into the mould when it is cool. Wiping the mould with washing-up liquid or spraying with silicone will also assist in release. Resulting weights and sizes below are approximate. See website for full range of moulds.

Wax must be poured at approx. 70°C.

#### 1kg Wax Mould



#### Rectangular

28g  
78 x 25mm  
5 cavities



#### Cire d' Abeilles

28g  
78 x 25mm  
5 cavities



#### Bienenwachs

28g  
78 x 25mm  
5 cavities



#### Small Queen Bee

28g  
Point to point 70mm  
3 cavities



#### Large Queen Bee

1.8kg  
260 x 210 x 40mm deep  
Single cavity



#### Valentine

70g  
65 x 80mm  
3 cavities



#### Hexagon

40g  
55mm across  
N.B. Medium skep, flower and hexagon form one mould, 1 cavity of each design



#### Flower

30g  
60mm dia.  
N.B. Medium skep, flower and hexagon form one mould, 1 cavity of each design



#### Medium Skep

40g  
65 x 55mm  
N.B. Medium skep, flower and hexagon form one mould, 1 cavity of each design



#### The Boss

100g  
50 x 75mm  
3 cavities



#### Comb

100g  
65 x 90mm  
3 cavities



#### Bears

200g  
70 x 70mm  
3 cavities



#### Hexagonal

28g  
Point to point 53mm  
Two designs, 3 cavities of each design



#### Bee on Comb

70g  
3 cavities



#### Bee on Flower

80g  
3 cavities



#### WBC Hive

170g  
150 x 120mm  
Single cavity



#### Skep with Bees

230g  
150 x 150mm



#### Small Skep

15g  
40 x 45mm  
6 cavities



#### Cells

20g  
35 x 50mm  
6 cavities



#### Large Skep

90g  
65 x 85mm  
3 cavities



#### Lovers

120g  
65 x 90mm  
3 cavities



#### Clover

115g  
60 x 80mm  
3 cavities



#### Roses

115g  
80mm dia.  
3 cavities



#### Sun

120g  
80mm dia.  
3 cavities



#### Fairy

60g  
60 x 70mm  
3 cavities



#### Filigree

90g  
75mm dia.  
3 cavities



#### Chunky Bee

45 x 45mm  
6 cavities




Wax/Soap Moulds	Price	Packed Wt.
1kg Wax Mould	£11.40	0.25
Rectangular or Cire d'Abeilles or Beinenwachs	£5.40	0.15
Small Queen Bee	£5.40	0.15
Large Queen Bee	£11.40	0.25
Valentine	£5.40	0.15
Hexagon/Flower/Medium Skep	£5.40	0.15
The Boss or Comb	£5.40	0.15
Bears	£7.80	0.15
Hexagonal	£7.80	0.2
Bee on Comb or Bee on Flower	£7.80	0.2
WBC Hive	£7.80	0.2

Wax/Soap Moulds	Price	Packed Wt.
Skep with Bees	£7.80	0.2
Small Skep	£7.80	0.2
Cells	£7.80	0.2
Large Skep	£7.80	0.2
Lovers	£7.80	0.2
Clover	£7.80	0.2
Roses	£7.80	0.2
Sun	£7.80	0.2
Fairy	£7.80	0.2
Filigree	£7.80	0.2
Chunky Bee	£7.80	0.2

### PRESS-IN CAGE

A hard resin ring 50mm diameter holding hardened steel needles. Strong Thread is secured around the needles to provide a 90% open area for clear queen observation and marking. Place over the queen whilst she is on the comb. Mark carefully through the threaded top. Made at Rand.



### MARKING CAGE WITH PLUNGER

A gentle way of holding the queen for marking and examination. A clear plastic tube 75mm long and 40mm in diameter holds a soft foam covered plunger. Push the queen gently up the tube on the foam until her thorax rests against the plastic mesh.



### TURN AND MARK CAGE

A nifty device for marking your queen. Uses the plunger technique to move the queen down the tube to enable marking. The plunger can then be twisted, turning the queen into the best position for marking.



### ONE HANDED QUEEN CATCHER

Ingenious device. Place open end of chamber over queen and close flexible shutter. Use forefinger of same hand to depress plunger pushing queen up to marking mesh.



### MARKING PAINT

A quick drying non-toxic water based paint in the five international colours. Mark as follows:-

Year ending	1 or 6	White
	2 or 7	Yellow
	3 or 8	Red
	4 or 9	Green
	5 or 0	Blue



### MARKING PEN

Water based, non toxic, non fade and quick drying. Very easy to apply. Will not dry out. Built in agitator mixes paint prior to use. In all five international colours.



### MARKING KIT

Five cards each with different coloured discs marked 1–99. With applicator and glue. Used extensively on university and laboratory field trips for insect tagging. Glue available separately.



### TWEEZERS

Stainless steel tweezers with fine, angled tips. Suitable for removing eggs, grubs or larvae from cells.



### PLASTIC QUEEN CATCHER

For an undisturbed examination of the queen and also for introducing the queen and attendants into postal cages.



### IC QUEEN CAGE

A larger than normal queen shipping/introduction cage. Clear plastic ventilated cover with two candy compartments and large area for attendant workers. Plastic breakout cover over candy compartments, one compartment will release the queen the other will allow very close contact between queen and workers in the hive. Cover slides easily in a single handed operation. 85x40x20mm deep.



### PLASTIC CLIP QUEEN CATCHER

Press between thumb and forefinger to open the cage. Place over the comb and pick up the queen. If worker bees are also gathered they can escape through the queen excluder size slots.




### STAINLESS STEEL CLIP QUEEN CATCHER

We must all use less plastic so here is an alternative to the plastic version. Strong and gentle spring.




### BUTLER CAGE

The simplest and most popular introduction method. Simply wrap newspaper over open end and hold in place with an elastic band. Place cage paper end down jammed tightly between two frames. 100x20x12mm.




### QUEEN INTRODUCTION CAGE

For transporting and introducing queens.



### BAMBOO QUEEN CAGE

Accurately made bamboo cage with adjustable entrance. Use it to retain queen during manipulations or add candy to gate entrance and use for introduction. 55x40x20 mm.



### QUINTREX CAGE

We are pleased to offer this nifty queen cage. Made from expanded metal, this cage is designed to introduce a queen over sealed brood. The cage has sharp edges which are necessary to secure the cage onto the comb. It is very strong and can be sterilised in boiling water if using on different hives. There are two holes covered with swivel gates: one is for introducing the queen and the other is for placing fondant in the feed tunnel.




### QUEEN HINGE CAGE

For transporting and introducing queens. Top is easily removed. Also has a hinged door at either end.



### ULTIMATE QUEEN CAGE

For transporting and introducing queens. Complete with independent lids for both the bee section and the candy section.



The Queen	Price	Packed Wt.
Press in Cage	£8.70	0.1
Marking Cage with Plunger	£4.30	0.15
Turn and Mark	£4.30	0.15
One Handed Queen Catcher	£9.80	0.1
Marking Paint, each	£1.90	0.06
Marking Pen, each	£5.50	0.06
Marking Kit	£26.00	0.06
Marking Kit Spare Glue	£3.50	0.06
Tweezers	£1.10	0.06
Plastic Queen Catcher	£3.50	0.15
IC Queen Cage	£1.60	0.06
Plastic Clip Queen Catcher	£3.80	0.1
Metal Clip Queen Catcher	£5.40	0.1
Butler Cage	£2.70	0.06
Queen Introduction Cage	£0.90	0.06
Bamboo Queen Cage	£0.65	0.06
Quintrex Cage	£8.10	0.4
Queen Hinge Cage	£1.10	0.06
Ultimate Queen cage	£1.60	0.06



### QCC CAGE

This simple Italian idea was at the centre of a very successful lecture at the 2019 National Honey Show. Basically it is a cage where the queen can be trapped but cannot lay as there is no foundation. The worker bees however will still have access to her. It can be used in a variety of ways for varroa and swarm control. 50x30x80mm. Full instructions can be found at [www.apimobru.com](http://www.apimobru.com)



### GRAFTING TOOLS

#### Disposable

Hygiene during grafting is essential, this rigid plastic tool with a delicate curved and flattened tip is made with cleanliness in mind. Change tools regularly and dispose of in general waste. 130mm long.



#### Stainless Steel

This double ended, shaped tool, in stainless steel has accurately machined tips with a double knurled centre section to prevent the tool slipping.



#### Chinese


Delicately manufactured in the far east with spring loaded plunger for sliding eggs off the flexible spatula tip. 100 mm long.



### CLOAKE BOARD


The Cloake Board is used to split and populate a colony ready for queen rearing. Invented by New Zealand beekeeper Harry Cloake and now used extensively all over the world.

National and WBC sizes only.




### MJT PUNCH

A novel little stainless steel tool to help with simple and small scale Queen rearing. Simply warm cutter, insert into cell, turn and push to remove the cell. Comes with full instructions.



### WAX CELL CUP MOULD

Simple and efficient method of producing wax cell cups. Readily accepted by the bees. Pour molten wax at approx. 80°C into the mould, scrape off excess and allow to cool. When set, the cups will drop out of the cavities.



### CELL PROTECTOR

Prevents the bees from tearing down a "ripe" queen cell. Place over cell and fix to comb with wire spike. The tin slide is used to contain the cell, once removed.



### TEMPQUEEN

Improve queen rearing success, hold queenless splits and nuclei or use as a temporary queen replacement.


Store in a freezer. Complete instructions provided.



The Queen	Price	Packed Wt.
QCC Cage	£7.60	0.2
Disposable Grafting Tool	£1.60	0.06
Stainless Steel Grafting Tool	£10.60	0.06
Chinese Grafting Tool	£4.00	0.06
Cloake Board, National	£47.90	3.5
Cloake Board, WBC	£136.70	3.5
MJT Punch	£24.40	0.1
Wax Cell Cup Mould	£23.90	0.2
Cell Protector	£3.30	0.06
Tempqueen, pack of 5	£14.10	0.06


### QUEEN REARING FRAME AND OPTIONAL CLIP-ON CELL CUPS

A special BS frame for Queen Rearing. Two removable oak bars make attaching the cell cups a simple process. Ideal for use with our clip-on cell cups. Only the Nicot cupkit hair roller cages will fit with these clip-on cell cups.




### CLIP ON CELL CUPS, PACK OF 10

A nifty set of clip-on cell cups. Simply clip the cup into the holder and slide on to the frame. Nicot Cupkit hair roller cages can be clipped over the holders to keep the cell safe.



### NURSERY FRAME AND CAGE

Made in all sizes. The National holds 16 cages, Langstroth 20; Dadant 30 and Commercial 27. Each cage is covered in wire mesh with a wooden cell cup in the top and exit "door" in the base.



### NUCLEUS HIVES

Supplied in B.S., Langstroth, Dadant, Commercial and 14" x 12" sizes. They will all accommodate five frames and have extra deep roofs suitable for a small contact feeder. Made in Western Red Cedar, each hive comprises: Open mesh floor with entrance block, brood body, crownboard with feed hole and roof.

Individual hive parts are available.

See YouTube video to assemble a:

- Nucleus Roof: <http://bit.ly/2nsGe1N>
- Nucleus Brood Body: <http://bit.ly/2FsVx1T>



### WINGATE EXCLUDER

You know when some seasons just take off, nectar everywhere, bees bubbling over in nuc boxes and not enough equipment? This excluder might help alleviate some pressure. The excluder fits over all BS nuc boxes, including polystyrene and enables a conventional wooden super to be placed on top to give your bees that extra bit of room and curtail any swarming instinct! Support on either side may be required if in exposed position.



The Queen	Price	Packed Wt.
Queen Rearing Frame	£7.60	0.75
Clip on Cell Cups	£6.50	0.06

Nursery Frame	Price	Packed Wt.
National/WBC Nursery Frame	£47.40	1
Langstroth Nursery Frame	£53.40	1.2
Dadant Nursery Frame	£89.20	1.8
Commercial Nursery Frame	£80.20	1.5
Individual Nursery Cage	£3.80	0.06

Nucleus Hives	Assembled	Flat	Packed Wt.
National/WBC	£184.50	£136.70	12
Langstroth	£220.00	£170.90	12.7
Dadant	£284.30	£222.40	15
Commercial	£231.10	£179.00	14
14" x 12"	£231.10	£179.00	15

The Queen	Price	Packed Wt.
Wingate Excluder	£19.10	1.5

## JZ-BZ STYLE MOUNT CELL CUP

Supplied in six colours. These cell cups are easy to install in grooved top bars by pushing and twisting for a friction fit.




## JZ-BZ STYLE PUSH-IN CELL PROTECTOR

For securing and protecting queen cells on to drawn comb. Available in packs of 10 or 100.



## JZ-BZ STYLE TOP BAR CELL PROTECTOR

Lugs on both sides means you can protect the queen cell and hang it vertically between frames. Available in packs of 10 or 100'.



## NB CUPKIT

Spare parts for the NB cupkit.



## NICOT CUPKIT SYSTEM

Similar to the NB Cupkit.

Each kit contains: 1 plastic comb box, 10 hair roller cages, 100 brown cell cups, 10 cell bar blocks, 10 cell cup caps and full instructions.




## BUDGET CUPKIT

A budget version of the successful Queen rearing system. Each kit contains: 1 plastic comb box, 10 hair roller cages, 100 brown cell cups, 10 cell bar blocks, 10 cell cup caps and full instructions. Please note that the parts for this system ARE NOT compatible with any other Queen Rearing cupkit system.



## JENTER SYSTEM

Similar to the Cupkit method. Each kit contains 1 comb box, 10 hair roller cages and plugs, 115 brown cell cups, 115 cell cup holders, 1 cell transfer tool, 40 ribbed cell carriers. Full instructions supplied.



JZ-BZ Style	Price	Packed Wt.
JZ-BZ Style Base Mount Cell Cup, 100, Green, Grey, Orange, Blue, Red or White	£6.50	0.2
Push-in Cell Protector, 100	£6.50	0.2
Top Bar Cell Protector, 100	£8.10	0.2

NB Cupkit System	Price	Packed Wt.
NB Hair Roller Cage, 10	£3.30	0.1
NB Cell Cups, 100	£2.70	0.06
NB Cell Bar Blocks and Caps, 10	£8.10	0.1

Nicot Cupkit System	Price	Packed Wt.
Complete	£65.10	0.5
Nicot Hair Roller Cage, 10	£4.30	0.1
Nicot Brown Cell Cups, 100	£6.00	0.06
Nicot Cell Bar Blocks and Caps, 10	£8.10	0.1

Budget Cupkit System	Price	Packed Wt.
Budget Cupkit	£17.40	0.5

Jenter System	Price	Packed Wt.
Complete	£96.90	0.75
JN Hair Roller Cages and Plugs, 10	£13.40	0.2
JN Brown Cell Cups, 115	£12.50	0.1
JN Brown Cell Cup Holders, 115	£12.50	0.1
JN Ribbed Cell Carriers, 40	£8.70	0.1
JN Plain Cell Carriers, 40	£8.70	0.1

## CP MATING NUC

A great, affordable polystyrene mating nuc.

Three plastic frames and removable feeding compartment. Clear plastic crownboard.

240x145x165mm.

Internal size is 155 x 100 x 120mm deep.



## RAINBOW MATING HIVE

These colourful queen mating boxes have identical internal dimensions to the Apidea hive at a fraction of the cost. Complete with three frames and hardboard cover.

They are incredibly strong as well, being made from rigid, double walled and insulated hard plastic, that is not so appealing to mice! The adjustable base cover is particularly good.

Internal size is 155 x 100 x 120mm deep.




## WARNHOLZ MATING HIVE

275x218x175mm high. Contains 4 grooved wooden top bars, separate and removable feed compartment, adjustable under floor entrance as well as disc entrance. Catenary shaped inside to encourage comb building.



## MICRO MATING HIVE

A small, compact, queen mating nuc. Only a small number of bees are required, they are stackable if you wish to have a bank of nucs. 170x125x120mm. Supplied with two frames and embossed starter strip. Removable floor ventilator means a virgin can be introduced from underneath. Adjustable disc entrance.



## ICE TORCH

A very bright LED torch. This torch is very useful for confirming newly laid eggs in cells. Just wave it over the comb and they really do show up well.

Requires 3 AAA batteries.



## MATING HIVES

We offer several types of polystyrene mating hive, CP, Warnholz, Micro and Rainbow. Follow the instructions below for trouble-free queen rearing.

Once queen cells have been raised, the virgins have to be mated. This has traditionally been done by making up a nucleus, with full size frames, for each queen, effectively taking a lot of bees out of honey production, just to support one queen. Modern plastics, and a different approach to creating a mini colony, have given us the mini-nuc, which uses only a cupful of bees at a time. Not only that, but each mini-nuc can look after a number of queens in succession. This is the technique:

- Assemble the mini-nuc with a strip of foundation only, no comb, in each frame. Fill the feeder compartment with candy.
- Shake young bees into a box and spray them with sugar syrup.
- Drop one large cupful of sticky, wet bees into the mini-nuc, and close up, making sure that ventilation is clear.
- Leave for about an hour, until the bees roar in panic, then run a virgin queen in.
- Leave in a cool dark place for two or three days.
- Release the bees at the chosen site.
- Check in two weeks for signs of laying.

The Queen	Price	Packed Wt.
CP Mating Hive	£10.80	0.8
Rainbow Mating Hive	£15.60	1
Spare Frame for above	£0.65	0.1
Warnholz Mating Hive	£23.90	1
Micro Mating Hive	£18.40	0.75
ICE Torch	£5.40	0.2



### POLYNUC

Made in Germany by experts in polystyrene nucs and hives for many years. This nuc is top bee space with an integral mesh floor. It hold 6 BS frames or 5 if a frame feeder is utilised. It can be easily adapted to take Smith frames. 155mm wide adjustable entrance. Smooth plastic frame runner. Walls are 22mm thick.

NB to preserve the Polynuc we recommend painting with our Beehive Paint.

### Polynuc Travelling Screen

Shaped galvanised mesh with a snug fit over a polystyrene nucleus hive. This provides excellent ventilation when moving nucs some distance.

### POLYNUC FEEDER

A large capacity feeder (approximately 8 litres) that fits snugly over the polynuc. A securely fitted perspex viewing panel prevents the bees from drowning in the syrup.

### EVERYNUC

Made in Germany by one of the oldest established firms in Europe we can showcase this all hive sizes Polynuc.

It has a separate, mesh, sloping floor with removable inspection tray and 175mm wide entrance, top bee space brood body with stainless steel runners and roof. Walls are 40mm thick.

The beauty of this polynuc however is its versatility in the following formats.

1. Langstroth 5 frame nuc.
2. BS 5 frame nuc with wooden feeder(capacity 2.2litre) and float.
3. Commercial 5 frame nuc with wooden feeder(capacity 1.2 litres), float and 40mm eke.
4. Dadant and Langstroth Jumbo 5 frame nuc and 60mm eke.
5. 14x12 5 frame nuc with wooden feeder(capacity 2.2litres), float and 60mm eke.
6. Smith 5 frame nuc with wooden feeder(capacity 2.2litres), float and rebate blocks.

NB to preserve the Everynuc we recommend painting with our Beehive Paint.

### EVERYNUC FEEDER

The feeder fits snugly over the Everynuc and hold 3 litres of syrup. Expanded mesh keeps the bees away from the risk of drowning.

The Queen	Price	Packed Wt.
Polynuc	<b>£43.40</b>	3.9
Polynuc Travelling Screen	<b>£6.00</b>	0.5
Polynuc Feeder	<b>£24.40</b>	2.0
Everynuc 1 - Langstroth	<b>£62.90</b>	4.0
Everynuc 2 - BS	<b>£70.50</b>	5.0
Everynuc 3 - Commercial	<b>£78.10</b>	5.0
Everynuc 4 - Dadant & Langstroth Jumbo	<b>£77.00</b>	5.0
Everynuc 5 - 14x12	<b>£81.40</b>	6.0
Everynuc 6 - Smith	<b>£71.10</b>	5.0
Everynuc Feeder	<b>£27.70</b>	2.2

### NATIONAL TWINSTOCK

The National Twinstock is designed to hold 12 full size B.S. brood self-spacing Hoffman frames (if you space your frames on plastic or metal ends it will only accommodate 10 frames). The floor is a standard type with two diagonally opposite corner entrances. The brood is completely divided by a rigid, removable plastic division board, twin nucleus crownboards close off each half of the box. On top of this you can place a double access, rapid feeder; once empty if one of the clear covers is removed bees from one of the nucs can access the whole feeder for any remnants of syrup. The whole hive is protected with a standard 4" National Roof. Half size travelling screens are also available.

The complete hive comprises floor, split brood box with plastic division board, two half size crownboards, two half size travelling screens, full size double access rapid feeder, 4" roof. All parts are available separately. Assembled only. Frames not included.

### QRN – QUEEN REARING NUC

A popular, European, Queen Rearing Nuc. Solid polystyrene construction with separate floor with mesh cover and inbuilt feeder. 300x300 mm square, 275mm high. Complete with 6 plastic or wooden Hoffmann half frames. Clear plastic inner cover included. Suitable for overwintering queens.

Spare wooden and plastic frames available

### CLIP ON LOUPE

Flexible Loupe to aid in grafting/analysis/identification. The clip-on loupe has a lens diameter of 107mm(2x) with a smaller lens of 24mm(5x) included. Two LED lights assist with illumination. Requires 3 AAA batteries, not included.

### DESK TOP LOUPE

Flexible Loupe to aid in grafting/analysis/identification. The desk top loupe has a heavy base with a lens diameter of 130mm (2x) with a smaller lens of 22mm (5x) included. Two LED lights assist with illumination. Requires 3 AAA batteries, not included.


National Twinstock Hive	Price	Packed Wt.
Complete, assembled (no frames)	<b>£310.00</b>	18
Floor, assembled	<b>£51.40</b>	2.8
Brood Body, empty, assembled	<b>£95.00</b>	4.5
Crownboard, pair	<b>£25.00</b>	1.3
Travelling Screen, pair	<b>£32.80</b>	1.3
Feeder	<b>£39.10</b>	3.5
4" Roof	<b>£84.80</b>	6

The Queen	Price	Packed Wt.
QRN with plastic frames	<b>£31.50</b>	3.0
QRN with wooden frames	<b>£34.70</b>	3.0
QRN Feeder	<b>£16.30</b>	0.5
Plastic frame, each	<b>£3.00</b>	0.1
Wooden frame, each	<b>£3.60</b>	0.1

Loupe	Price	Packed Wt.
Clip on Loupe	<b>£15.20</b>	0.6
Desk Top Loupe	<b>£25.00</b>	1.8

### BAILEY BOARD

A simple easy to use board which makes the Bailey Frame Change technique all the more simple. National size only.



### SULPHUR BURNER AND DISCS

Sulphur dioxide is one of the most effective methods of controlling wax moth. It is highly volatile, not fat soluble and poses very little risk to bees, wax and honey. When ignited, the discs give off noxious sulphur dioxide – this heavier than air gas then sinks through the pile of supers and frames being treated. A hook in the lid is used to suspend the sulphur discs centrally in the burner. N.B. **DO NOT INHALE GAS FUMES.** Packs of 250g (approx. 37 discs) or 1kg (approx. 150 discs).

How to use: once you have your sealed stack of supers ready for treatment, place an empty brood body on the top with a sulphur burner inside. Insert 3 discs and light, closing the top with a roof. Stack supers 6 high. Repeat treatment every 4 weeks. Also prevents pollen going mouldy.



### ACETIC ACID

Place a closed hive floor on earth/grass/wooden board – not concrete. Put 2 or 3 of our absorbent fume pads saturated with ¼ pint of acetic acid onto the floor. Place a brood box full of frames on top. Put another soaked pad onto the top bars of the box before placing a further brood box on top. Repeat this for as many boxes as need to be fumigated. Seal the top with a roof. Fumigation should take approx. one week.

Acetic acid used in this way is very effective in treating nosema and all stages of wax moth. It will however be necessary to repeat the process every 2 or 3 weeks.

Note: Acetic acid is highly corrosive. It will remove skin very quickly. Always wear overalls, rubber gloves and a suitable mask. Collection only.



### SODA CRYSTALS

Soda crystals are an established cleaner in every conceivable environment; this is an effective and low cost method of keeping your smoker, hive tools, gloves, and even your bee suit, clean and free from odours. Totally bio-degradable. Bag of 1kg.



### APIGUARD

Apiguard is a varroa treatment based on natural ingredients that are efficient, safe and beneficial for honeybee colonies. It is the best weapon to fight resistant mite strains.

Box of 10 trays, sufficient for 5 treatments.



### APIGUARD RIM

Made in cedar, this simple 40mm deep frame acts as a small eke above the brood body for holding trays of Apiguard, packs of fondant pollen patties. Apiguard not included.

See YouTube video: <http://bit.ly/2GvJbAT>



Bailey Board	Price	Packed Wt.
Bailey Board	<b>£14.65</b>	2.1

Health	Price	Packed Wt.
Sulphur Burner	<b>£10.30</b>	0.6
Sulphur Discs, 250g	<b>£13.00</b>	0.4
Sulphur Discs, 1kg	<b>£29.80</b>	1.2
Acetic Acid 1 litre	<b>£19.00</b>	Collection only
Soda Crystals, 1kg	<b>£1.60</b>	1.2
Apiguard, box	<b>£27.00</b>	0.8
Apiguard Rim, flat	<b>£10.30</b>	0.9
Apiguard Rim, assembled	<b>£15.40</b>	1.5

### EFB TEST KIT

European Foulbrood (EFB) is a bacterial brood disease caused by several agents the main being the bacterium *Melissococcus pluton*. It occurs most frequently in the spring or early summer during brood rearing and is thought to be caused by stress in the colony and lack of pollen. Symptoms can be variable which makes EFB difficult to identify with certainty; frequently disappearing once there is a nectar flow. The Diagnostic Kit takes just 3 minutes to give a result and has been validated with 98%+ accuracy. For single use only.




### AFB TEST KIT

American Foulbrood (AFB) is an infectious brood disease caused by the spore-forming bacterium *Paenibacillus larvae* var *larvae*. It is the most destructive and widespread of the honeybee brood diseases. AFB disseminates rapidly through the colony and, if left unchecked, spreads quickly to other healthy colonies both in the same apiary and those nearby. The Diagnostic Kit takes just 3 minutes to give a result and has been validated with 98%+ accuracy. For single use only.




### BROOD FRAME TRAP

Brood Frame Trap with strong metal grid walls for bio-technical varroa control.




### EXPANDED GALVANISED MESH

Very strong and rigid mesh for those wishing to make their own mesh floors or screens. Can be cut to size. Mesh aperture is 3mm x 4mm.



### EXPANDED STAINLESS STEEL MESH

Acid resistant, strong and rigid mesh for those wishing to make their own floors or screens. Can be cut to size. Mesh aperture is 3mm x 4mm.



### APILIFE VAR

A VMD (Veterinary Medicines Directorate) approved all natural Varroa treatment from Italy. Not to be confused with Apivar, which is a totally different product.

**Composition:** 100g of product contains: 76.60g pure thymol, 16g Eucalyptus as an essential oil, 3.70g Camphor, 3.70g menthol.

**Form:** An 11g evaporating biscuit with product suspended in vermiculite. Full instructions supplied.



Health	Price	Packed Wt.
EFB Test Kit	<b>£10.90</b>	0.06
AFB Test Kit	<b>£10.90</b>	0.06
DN1	<b>£63.90</b>	1.5
DN4, Commercial or Langstroth	<b>£77.20</b>	2
Dadant or 14" x 12"	<b>£79.80</b>	2

Health	Galvanised Mesh	Expanded Stainless Steel Mesh	Packed Weight
12" Square	<b>£4.40</b>	<b>£12.40</b>	0.25
18" Square	<b>£8.70</b>	<b>£25.80</b>	0.5
Cut to special size, Sq. Ft.	<b>£8.70</b>	<b>£25.80</b>	0.25

Health	Price	Packed Wt.
Apilife Var	<b>£3.80</b>	0.06



**CARBON DIOXIDE VARROA TESTER**

Test for varroa without killing your bees. Take 200 bees from the brood body (Make sure you don't take the queen) Insert the CO2 nozzle and inject the gas for between 10 and 20 seconds. Shake the varroa tester for 10 seconds. The bees and varroa mites are anaesthetised and the mites fall from the bees. Simply count the mites. The bees can be returned to the hive. Includes two 16 gram CO2 bottles (enough for up to 12 tests). Includes full instructions.

Replacement CO2 cartridges are available.

**API-BIOXAL**

UK licenced Oxalic acid based treatment against varroa. 4.2% solution. Simply dissolve in syrup and trickle 5ml on to seams of bees between frames. Also suitable for use in vapourisers.

Sachet treats 10 hives, 50 or 100 hives.

Wear suitable safety equipment.

**Trickling**

1. Pour all powder into 500ml 1:1 warm sugar syrup (308ml water and 308g sugar).
2. Using a trickle 2 bottle, trickle 5ml solution in between each frame that has bees on. Maximum dose is 50ml per hive.

**Vaporising**

1. Measure out 2.3g of Api-bioxal powder and place in the pan of a vaporiser (Vapmite).
2. Place the appliance in the entrance of the hive avoiding contact with frames and close up entrance to stop bees escaping.
3. Turn on the vaporiser and leave on for around 3 minutes according to the vaporiser instructions.
4. Keep the hive shut for a further 15 minutes.
5. Cool down using clean water and clean the vaporiser after use.
6. Repeat for each hive you wish to treat.

**Full protective mask, gloves and glasses should be worn when using oxalic acid products.**

**How do I know if my colony has Varroa?**

Most colonies in the UK now have Varroa. Infestations are often missed by the beekeeper until the problem has reached a critical level. If mites are actually seen in the hive and on the bees, the infestation is already severe. The beekeeper needs to be looking out for signs such as deformed wings (caused by the Deformed Wing Virus transmitted by Varroa mites), patchy brood patterns, short adult life span, reduced weight and reduced resistance to infections.

One of the best ways to check the level of Varroa infestation is to use an open mesh floor. This is the most popular type of floor because of its role in Integrated Pest Management against Varroa. To determine the mite load in your colony, carry out the following:

1. Using the open mesh floor, rub Vaseline on the correx insert so that when mites drop, they cannot escape. 2. Check the insert every day for seven days, each time counting the number of mites, then wiping the insert clean. Keep a record of how many mites have fallen onto the insert each day. 3. At the end of the seven days, add the total number of mites and divide it by seven. This gives the average daily mite fall. 4. Multiply the mite drop by one of the following numbers:

Winter i.e. November to February x 400 Summer i.e. May to August x 30  
March, April, September and October x 100.

If the number is over 1000, it is considered a severe risk to the colony. Action will need to be taken quickly to save the colony from collapse. If in doubt consult the Varroa Calculator at <https://nationalbeeunit.com>.

Health	Price	Packed Wt.
Carbon Dioxide Varroa Tester	<b>£59.70</b>	2.0
Spare Cartridge	<b>£1.60</b>	0.1
Api-Bioxal, 35g	<b>£14.10</b>	0.1
Api-Bioxal, 175g	<b>£63.50</b>	0.3
Api-Bioxal, 350g	<b>£108.50</b>	0.5

**TRICKLE 2 EMPTY BOTTLE**

Trickle Bottle for dispensing Oxalic Acid/Sugar Syrup Solution (Api-bioxal) Sufficient for 2 Standard Hives (50ml per hive) How to use: Squeeze the bottle until 5ml. of solution is in the upper chamber, if you squeeze more than 5ml. the residue will return to the main chamber. Hold the container with the 5ml. chamber closest to your wrist, unlock the nozzle and invert. Squeeze gently, running the liquid along the first seam of bees, once the 5ml. chamber is empty, turn the container over and refill the chamber with a quick squeeze, it will always level out at 5ml. repeat the process on the next seam. Once treatment is complete dispose of the container responsibly. 100ml double treatment.

**COMFORT SYRINGE**

50ml capacity. Clear acrylic tube with graduated scale. Plunger has a very smooth action, very comfortable to hold.

**SIMPLE SYRINGE**

A basic, all plastic large 60ml capacity syringe with graduated scale.

**5ml SYRINGE**

Sold in pairs. Each full syringe will be enough to trickle one seam of bees. Quite often beekeepers work in pairs, beekeeper 1 treats the hive, beekeeper 2 fills the syringes.

**VAPMITE**

This, affordable, vaporiser requires a 12v battery, such as a car battery to provide the power to heat the Api-Bioxal. Cable is 85" long. Complete with full instructions.

**VARROX VAPORISER**

A successful tool for vaporising oxalic acid crystals. One treatment uses just 2.3g. Particularly effective in broodless periods, ideal therefore for use during the winter months. A very quick method if you have many hives to treat. Runs off a 12V car battery. Full instructions provided.



Health	Price	Packed Wt.
Trickle 2 Empty Bottle	<b>£1.30</b>	0.1
Comfort Syringe	<b>£6.50</b>	0.3
Simple Syringe	<b>£2.70</b>	0.2
5ml Syringe, pair	<b>£1.50</b>	0.06
Vapmite	<b>£38.00</b>	0.8
Varrox Vaporiser	<b>£151.90</b>	0.8

**APIVAR**

The European Varroa treatment of choice is now licensed for use in the UK and is exclusively available from ourselves. In packs of 10 strips. Each pack will treat five hives, each strip is 210x40mm wide and therefore fits neatly between the frames without having to be cut or bent as with Apitraz strips. The active ingredient is Amitraz which paralyzes the varroa mite causing it to fall off the bees.

One single application has efficacy up to 99% and there are no temperature constraints as there are with MAQS and other products. It can be used at any time of year (supers must not be on the hives). The strips are left in for between 6 and 10 weeks depending on the size of the brood.

Not to be confused with Apitraz, which is a totally different formulation and has a shelf life of only 12 months. Apivar has a shelf life of 24 months.

Apivar should only be used once per year.

**OXYBEE**

Distributed by the French pharmaceutical company Véto-Pharma, Oxybee is an easier way to apply oxalic acid during broodless periods to colonies for the treatment of varroa.

Oxybee comes with sachets of powder containing glycerol and essential oils as well as a bottle of oxalic acid. The glycerol increases the adherence of oxalic acid to the bees which improves dissemination throughout the colony. The powder and oxalic acid are mixed together and then applied with a trickle 2 bottle or syringe between the frames occupied by bees. Depending on the strength of the hive and the number of seams of bees in the brood body the litre of Oxybee can treat between 20 and 30 hives.

Unlike other oxalic acid treatments that have to be used immediately after mixing up the solution, one major advantage of Oxybee is that it can be stored for 24 months in the original packaging and 12 months in the fridge once the solution has been made up. There is no withdrawal period which means there is no mandatory waiting time between applying Oxybee and using honey for consumption.

Ideal to use with a Trickle 2 bottle.

**VARROA EASY CHECK**

Monitor varroa mite infestations quickly, easily and reliably. Simply collect 200 to 300 bees and shake them for 60 seconds with a solution of alcohol, winter windshield fluid washer or use the CO2 injector. Mites separate from the bees and fall to the bottom of the transparent bowl.



Health	Price	Packed Wt.
Apivar	£33.50	0.2
Oxybee	£40.00	2.0
Varroa Easy Check	£22.80	0.5

**EASY CHECK CO2 INJECTOR**

A simple CO2 injector to use with your Varroa Easy Check. Accurately check your varroa levels without harming your bees. Replacement cartridges are also available.

**ASIAN HORNET TRAP (VESPA-CATCH)**

A simple and effective trap to trap Asian hornets. Add the natural attractant to sugar and water and pour into trap. The yellow bowl colour is known to attract Asian Hornets. The lid has two entrances, both covered with a tunnel that focuses and directs scents, shields natural light and prevents hornets escaping. Hang the trap from a tree branch or other support so the hornets can easily access it. Refill the attractant every three weeks. Use an average of two traps per five hives.

Available as a single trap with 5 attractants, a refill pack of 10 attractants and, for the larger user, a one litre bottle.

**VARROA EASYCHECK CO2 INJECTION****Instructions for use:**

1. Collect a sample of 200 – 300 bees with the white basket, preferably from a frame of capped brood. Lines for both 200 and 300 bees are marked on the inside of the basket. Make sure the queen is not in the sample. Put the basket back upside down into the transparent bowl and push it until it is correctly seated.
2. Place the yellow lid on the top. Create a small opening between the yellow lid and the transparent container and inject the CO2 through the holes of the white basket for 5 or 6 seconds until the bees stop flying. Do not inject directly toward the bees. Then, quickly screw the lid on. Let the Varroa EasyCheck sit for about 10 seconds, until the bees are anaesthetized.
3. Turn the EasyCheck upside down and gently shake the sample for 15 seconds so you do not hurt the bees. Varroa mites will be dislodged from bees and fall through the holes in the basket.
4. Open the yellow lid and count the mites inside. Put the bees back in the hive where they will recover. Dispose of the fallen mites as most of them will still be alive.

To get your infestation rate, divide the number of counted mites by:

- 2 for a sample of 200 bees
- 3 for a sample of 300 bees

To interpret the results, please consult the EasyCheck Varroa Guide on [www.varroa-easycheck.com](http://www.varroa-easycheck.com) and your local thresholds.

Health	Price	Packed Wt.
Easy Check CO2 Injector Only	£21.70	0.5
Varroa Easy Check complete with CO2 Injector	£41.20	1
Spare Cartridge	£1.60	0.1
Asian Hornet Trap + 5 Refills	£7.60	0.6
Trap only	£5.40	0.3
10 Refills only	£6.00	0.25
Bottle Attractant	£43.40	2.0



### HIVE ALIVE

Hive Alive is a nutritional supplement developed by Advance Science in Ireland. Available in 100ml and 500ml bottles with full instructions. Simply add hive alive to your sugar syrup in your autumn feed. Hive alive can also be used in spring feeds, or sprayed/drenched on weaker colonies. 100ml bottle will treat 10 colonies, 500ml bottle will treat 50 colonies.


Hive Alive ingredients are all GRASS (Safe for human consumption).

Hive Alive is proven to be highly beneficial to the health of bee colonies and is a key ingredient in ensuring a good honey harvest:



### BEE GYM

A chemical free grooming aid for honey bees. It has wires and flippers which dislodge varroa mites or other parasites. Bees voluntarily rub their backs and abdomens against the gym and the mites fall through the open mesh floor. See video for more information. [www.vita-europe.com/products/bee-gym](http://www.vita-europe.com/products/bee-gym)



### BEE GYM, SLIM

A simplified version of the Bee Gym that fits into the bee space, lying on top of the brood frames. It has less parts than the Bee Gym and is more economic, allowing the beekeeper to use three or more per hive.

### ACID SAFETY KIT

Organic Acids are dangerous: it is therefore essential that the correct safety measures are taken when handling them.

This kit comprises 1 pair of industrial rubber gloves, 1 pair of safety goggles and 1 moulded face mask (FFP3 5/L rated).



### APISTAN

Apistan is a slow release polymer strip formulation specifically designed for use in beehives for the control of *varroa jacobsoni* Oudemans on honeybees. Each packet will treat 5 hives.

NB. There are pockets of resistance to the active ingredient of Apistan in the UK. Check with your local association or monitor mite-fall carefully during the first days of treatment with Apistan. It is recommended to rotate between treatments of different chemical classes every two to three years



### SMALL HIVE BEETLE TRAP

A very simple yet effective device for trapping small hive beetle (*Aethina tumida*). This pest, if it reaches our shores and can survive our conditions could prove quite a challenge to beekeepers. The trap is therefore for monitoring purposes. Simply place inside the hive on the floor to one side. The beetles prefer the dark, hence the black CORREX, and hide in the flutes. Remove and check contents at every hive inspection. If you are seriously concerned with what you find send to the National Bee Unit, Central Science Laboratory, Sand Hutton, York YO41 1LZ for examination.



Health	Price	Packed Wt.
Hive Alive, 100ml	£17.90	0.3
Hive Alive, 500ml	£65.10	0.8
Bee Gym	£17.70	0.1
Bee Gym, Slim (Set of three)	£14.80	0.1
Acid Safety Kit	£43.40	0.75
Apistan	£23.90	0.15
Small Hive Beetle Trap	£1.60	0.1

### MAQS®

The core is a plant based gel containing Formic Acid. It has a high proven efficacy and no resistance has been observed. There is no residue in honey or wax so it can be used with supers on at any time of the season. The strip is 6mm thick so fits easily in the bee space between hive parts. Use two strips for 7 days. Full instructions for use included.



Outside daytime temperature highs should be between 10 – 29.5°C on day of application. The bees should not be disturbed during the entire 7 day treatment period. For more information see [www.maqs.co.uk](http://www.maqs.co.uk)

Available Autumn 2023.

### FORMIC PRO

Formic Pro is a fast and easy-to-apply varroa treatment for colonies suffering from varroa. The main difference between Formic Pro and MAQS is that honey supers must be removed when treating with Formic Pro.

The active ingredient in this treatment is formic acid. It is sold in two, ten or thirty dose boxes. Each box contains packs of two strips which should be separated from each other, but the eco-paper wrap should NOT be removed. This acts as a wick to control the release of formic acid into the hive. The strips should be placed flat across the brood frames from opposite sides, covering the majority of the brood nest between the strips. Two strips should be used whether using single or double brood. If using double brood, then the strips should go on the top of the frames in the bottom box. Formic Pro strips should only be applied to the hive between temperatures of 10 and 29.5°C, with three consecutive days of dry weather. The colony needs to contain at least 10,000 bees or 6 frames of good brood. Ventilation is very important so the entrance should be open the full width of the hive. The strips need to be left in the hive for 7 days, after which they should be taken out before any supers are placed back on the hive. Formic Pro has a long shelf life of 24 months, making it an ideal option if you don't need all the strips in the pack at once.

For more information please see our website.



### VARROX EDDY

This new vapouriser comes with a built in (re-chargeable) battery. Oxalic acid is efficiently vapourised for the effective treatment against varroa mites. Compact and easy to move from hive to hive. Saves time when treating multiple hives in an apiary. Each Varro Eddy includes; one delivery arm, one battery, one charger, two metal crucibles, case and full instructions.



MAQS®	Per Bucket	Wt. Per Bucket
MAQS 2 dose pack	£17.90	1.3
10 dose pack	£63.00	4.5
30 dose pack	£168.00	12

Formic Pro	Price	Packed Wt.
Formic Pro, 2 dose	£17.90	1.3
Formic Pro, 10 dose	£63.00	4.5
Formic Pro, 30 dose	£168.00	12

Varro Eddy	Price	Packed Wt.
Varro Eddy	£434.00	3.0

### FEEDER EKE

Made from British cedar. 70mm deep eke will provide extra space for feeding.

Available in all hive sizes.



### FEEDING YOUR BEES

#### Autumn:

Feed concentrated syrup: 2 parts white sugar to 1 part hot water, then leave to cool, OR Fondant, in August/September, so that the brood nest, which is now emptying, fills with stores for winter. Feed 2 or 3 gallons, or until the bees stop taking the food down.

#### Winter:

If there is doubt about the quantity of stores available in the winter, feed fondant. DO NOT feed syrup which will distress the bees in the long periods of bad weather.

#### Spring:

A vulnerable time in the beekeeping calendar as the increase in brood rearing can rapidly run down stores. Give small amounts of a weaker (1:1) syrup. The extra water aids the development of the brood nest.

#### Pollen Substitute:

The bees which have survived the winter have to produce 2 or 3 generations of brood to get the colony off to a good start. In a poor spring lack of pollen can hold up development. Pollen patties provides the nourishment necessary for those old bees to raise brood.

### VITAFEED PATTY

Ready-to-use protein patty. It is a scientifically formulated food supplement rich in protein, amino acids and vitamins. It is recommended for; strengthening the physiological state of winter bees; maintaining nutritional balance during stress or confinement; providing prebiotics and probiotics to help maintain a healthy immune system and providing essential fatty acids (omega-3 and -6) GMO free.

Can also be used in the spring in conjunction with Vitafeed Power to boost colony development. Available in 300g patty or packs of 10 x 300g.

Full instructions for use included.



### VITAFEED POWER

Vitafeed Power is a nutritional stimulant for honey bees, packed with amino acids and vitamins to stimulate egg laying and accelerate colony build-up in spring. Use in the spring to boost colony growth by promoting egg laying and boosting wax production; enhance quality and quantity of royal jelly, prevent stress in colonies, nuclei and packages and prevent nutritional deficiencies. Mix with room-temperature sugar syrup at a ratio of 5 ml VitaFeed Power to one litre of syrup and feed as usual. Spring use only. Available in 250ml and 1 litre bottles.

Full instructions for use included.



### VITAFEED NUTRI

Vitafeed Nutri is a protein-rich feed that boosts honey bee health, increases brood area and increases honey production. It is a rigorously tested, GMO free nutritional supplement that can be used at almost any time of year to promote controlled colony growth. Scientifically formulated and packed with an optimum blend of vitamins and crude amino acids specifically developed to boost your bees.



Feeders	Price	Packed Wt.
Feeder Eke	<b>£8.10</b>	2.0

Feeding	Price	Packed Wt.
Vitafeed Patty, 300g	<b>£3.80</b>	0.5
Vitafeed Patty, 3kg (10 x 300g)	<b>£35.80</b>	3.5
Vitafeed Power, 250ml	<b>£14.00</b>	0.3
Vitafeed Power, 1 litre	<b>£29.60</b>	1.6
Vitafeed Nutri, 500g	<b>£23.50</b>	0.75

### ENGLISH FEEDER

"Rapid" type plastic feeder and lid with one central hole. Bees come up through the hole and over the dome. A cup over the dome allows feed to flow into the central area but prevents bees from escaping into the feeder. Size is 330 x 390mm x 71mm. It will fit into all standard hives. No need to make a new hole in the crownboard. Capacity 6 litres. Can be refilled with ease without removing it from the hive.



### RAPID FEEDER

Plastic feeder holding approx. 4 pints/ 2 litres of syrup. Centre cover prevents bees escaping. Can be refilled with ease without removing it from the hive, diameter. 215mm. Height 92mm.




### NUC FEEDER

500ml Rapid feeder ideal for nucleus hives. 180mm diameter, 50ml deep.




### ASHFORTH FEEDERS

Two gallon capacity. Covers the whole area of the brood chamber. Manufactured in Western Red Cedar. All joints are well glued. Finished with three coats of paint. Bees access is at one end. Place on hive with access to the front (a hive should tip slightly forward) all the syrup should then be taken by the bees. National/ Commercial, WBC and Langstroth sizes only.



### BUDGET WOODEN FEEDER

National size only – This timber feeder is supplied untreated and will therefore require sealing with glue/wax prior to use. Holds 2 gallons/9 litres of syrup. Central feed hole with clear plastic cover.



### CONTACT FEEDERS

3 sizes. ¼ gal., ½ gal., 1 gal. Fill with sugar to about 1" from the top and add warm water. Stir to release air trapped in the sugar and continue until fully dissolved. Continue adding water until completely full. Press lid on firmly and quickly invert the feeder and place over the feed hole on the crownboard of the hive. Our half gallon contact feeder will fit inside an empty super.



Feeders	Price	Packed Wt.
English Feeder	<b>£13.00</b>	1.5
Rapid Feeder	<b>£3.80</b>	0.6
Nuc Feeder	<b>£7.10</b>	0.5
Ashforth Feeder	<b>£71.90</b>	4
Budget Wooden Feeder	<b>£25.50</b>	3

Contact Feeders	each	Packed Wt.	Per 10	Packed Wt.
¼ gallon Contact Feeder	<b>£6.50</b>	0.5	<b>£58.60</b>	2.5
½ gallon Contact Feeder	<b>£6.50</b>	0.75	<b>£58.60</b>	4
1 gallon Contact Feeder	<b>£8.20</b>	1.3	<b>£71.60</b>	6



### 1LB JAR ATTACHMENT FEEDER

Turns the standard 1lb. (454g) glass honey jar into a very efficient feeder. Ideal for feeding back honey or syrup to full colonies, nuclei or observation hives. Phosphor bronze gauze. Easy to clean plastic lid with bee space on one side. Available with or without glass jar.



### FLOW FEEDER

This feeder fits inside your existing mesh or solid floor (floor must have been made by us).


It is very easy to install and means you do not have to open the hive to add extra feed. Connect the clear pipe from the feeder to the reservoir using the push fit connectors. Ensure reservoir outlet is higher than floor entrance as the feeder is gravity fed. Open valve on reservoir. Syrup flows through the pipe into the central, ribbed, chambers. Baffles can be adjusted on either side of float 'ball valve' to adjust flow. The feeder is insulated ensuring syrup is relatively liquid at all times. Reservoir will hold 10 litres of feed.



### ROBSON FEEDER BOARD

Based on an idea given to us by Willie Robson of Chain Bridge Honey Farm. The feeder has two, clear plastic, 1 litre compartments with hinged lids. Both can be used for syrup or fondant, pollen feeding or a combination.

Bees access from directly underneath and the feed is kept warm, fresh and moist by the heat generated from the colony. The feeders are encased in insulation foam and covered above by a snug fit chip foam insulated quilt. This feeder will only fit National Hives.



### PLY FEEDING BOARD

6mm exterior quality BIRCH plywood with cedar laths. Bee space on both sides. Central feeding hole can be closed by swivelling the metal disc. Place feed directly over the hole. Available in National/Commercial size only.



### CLEAR FEEDER

A small, clear and inexpensive plastic feeder that will hold 1 litre of feed. It can also be used for Fondant or pollen patties. 255x155x45mm deep.



### WATER FEEDER

We all need water to live and bees are no exception. The instances of bees struggling to find water in periods of drought are commonplace.

This little feeder is the answer. Very simple to use without disturbing the hive, taking virtually all makes of compact water bottle found on supermarket shelves.

The feeder can also be used for feeding syrup if necessary.

Reaches 10cms into the hive. Bottle not included.




Feeders	Price	Packed Wt.
1lb Jar Attachment Feeder	£3.50	0.1
1lb Jar Attachment Feeder with Jar	£4.80	0.3
Flow Feeder only	£20.00	2
Framed Flow Feeder, Rectank & Tubing	£75.00	5
Robson Feeder Board	£45.60	5
Ply Feeding Board	£16.70	1.3
Clear Feeder	£3.30	0.3

### FRAME FEEDER

Easy clean, hardwearing, plastic frame feeder in BS size only. Holds approx. 3 ½ pints/2 litres. Complete with wooden float.

Wooden frame feeders also available in all sizes.



### MINI ASHFORTH FEEDER

A small capacity (2 litre) plastic feeder. Hinged lid, suitable for feeding nucs. 2 litre capacity.



### NOZEVIT +

This improved formula Nozevit contains vitamins, essential oils and citric acid. Bees are noticeably stronger and healthier with greater disease resistance and tend to be calmer during manipulations. The citric acid content stabilizes intestinal pH and improves digestion and recovery. Use four times annually, 1ml per application per hive.

Available in 50ml, 200ml, 500ml and 1000ml bottles.



### THYMOL CRYSTALS

Available in 100g and 500g sizes. Used extensively as a fungicide in syrup feeds.



Feeders	Price	Packed Wt.
Water Feeder	£1.10	0.1
BS Frame Feeder, Plastic	£14.10	1.2
Wooden Frame Feeder, all sizes	£20.00	
Mini Ashforth Feeder	£8.70	0.7

Health	Price	Packed Wt.
Nozevit+, 50ml	£13.30	0.1
Nozevit+, 200ml	£29.50	0.3
Nozevit+, 500ml	£59.90	0.6
Nozevit+, 1000ml	£107.30	1.2

Feeders	Price	Packed Wt.
Thymol Crystals, 100g	£14.50	0.2
Thymol Crystals, 500g	£36.30	0.75

## Why bees need water

As beekeepers, we know that bees need food. We move our bees to places where there is an abundance of nectar in the hope that this will sustain the colony. When there is a dearth of forage, we supply them with syrup or fondant. What we often forget about however is that bees need water! This is not just because they need to drink but for several other reasons outlined below.

- 1. To keep the hive cool:** When it is hot outside, you can be sure it is hot inside a beehive! Bees use water to cool the hive using evaporative cooling; they spread water around the hive, mainly over sealed brood and around the rims of cells with larvae or eggs and then vigorously fan their wings, evaporating the water and in turn cooling the inside of the hive.
- 2. To control the humidity:** In a similar way to controlling the temperature, the worker bees use water to control the humidity inside the hive. Both temperature and humidity are crucial to have under control so that larvae develop properly and bees do not overheat.
- 3. To make use of stored food:** Bees need water to dilute stored honey that has crystallized because they can't use the food in this form. Without water therefore, they can't access these food sources.
- 4. To feed the larvae:** The nurse bees who feed the developing larvae eat large amounts of pollen and nectar but also water. This is so that their hypopharyngeal glands produce the royal jelly that is used to feed the larvae.
- 5. To aid digestion:** As with most animals, honey bees need water so that they can metabolise and digest their food.

So, make sure there is a water source nearby! This could be a naturally occurring one like a stream or pond, or it could be a little bowl with stones in that you put out yourself. Make sure any water you leave out for the bees is clean and that it is reasonably close to the hive so that, especially in winter when it is cold, they don't have to fly far to reach it.

## HIVE ALIVE FONDANT

A new fondant from the Irish company Advanced Science which brought us the very popular and effective Hive Alive supplement.

Produced using enzymatic hydrolysis without the use of acids or heat processing, thereby avoiding the introduction of harmful HMF; Very fine particle size sugar for enhanced digestion; Studies have shown HiveAlive increases brood & honey production and improves overwinter success; HiveAlive promotes intestinal well-being; Blend of scientifically extracted Irish seaweed extracts exclusively for bees; Blend of vitamins & amino acids selected for bee health and to help meet the nutritional needs of colonies; Natural active ingredients; Only EU, non-GMO ingredients; No high fructose corn syrup

Packed in handy 1kg bags. Also available in a box of 15 x 1kg.



## APICANDY AND APICANDY PROTEICO

APICANDY is a pure carefully formulated fondant bee feed made from non-genetically modified sugars including sucrose, glucose and fructose. It is easily digested by bees and stays soft and homogenous even at low temperatures.

Handy 1kg pack.

Now also available in 2kg pack.

APICANDY PROTEICO, with added non animal based protein.



## AMBROSIA FONDANT

A ready-to-use fondant paste consisting of refined sugar, fructose and glucose. Perfect for winter feeding.

Available in 2.5kg. bags or multiples of 12.5kgs.



## AMBROSIA SYRUP

Ambrosia bee feed syrup is a liquid prepared food which comes very close to natural bee nutrition. It consists of fructose, glucose and sucrose. Because of its very high concentration it is not susceptible to microbiological degradation. Its very high fructose content (40% on dry weight) prevents crystallisation. Ambrosia bee food syrup is a balanced liquid prepared food with a low HMF content. The pH value is adjusted to suit bees and contributes to the creation of healthy and strong spring colonies. Available in 17.5 litre (25kg), 9 litre (12.5kg) or 2.5 litre (3.5kg) jerry cans or we can dispense into your own containers.



Feeding	Collected	Including Carriage to England, Wales and South Scotland	Including Carriage to N. Scotland and islands	Including Carriage to Channel Islands
Hive Alive Fondant, 1kg	<b>£3.60</b>	<b>£9.85</b>	<b>£9.85</b>	<b>£11.10</b>
15kgs	<b>£48.40</b>	<b>£56.73</b>	<b>£65.07</b>	<b>£65.90</b>

Feeding	Collected	Including Carriage to England, Wales and South Scotland	Including Carriage to N. Scotland and islands	Including Carriage to N. Ireland and I.O.M.	Including Carriage to Channel Islands
Apicandy, 1kg	<b>£3.60</b>	<b>£9.85</b>	<b>£9.85</b>	<b>£9.85</b>	<b>£11.10</b>
12kg	<b>£38.20</b>	<b>£46.53</b>	<b>£54.87</b>	<b>£54.87</b>	<b>£55.70</b>
Apicandy, 2kg	<b>£6.00</b>	<b>£14.33</b>	<b>£22.67</b>	<b>£22.67</b>	<b>£21.00</b>
12kg	<b>£35.20</b>	<b>£46.53</b>	<b>£54.87</b>	<b>£54.87</b>	<b>£55.70</b>
Apicandy Proteico, 1kg	<b>£4.80</b>	<b>£11.05</b>	<b>£11.05</b>	<b>£11.05</b>	<b>£12.30</b>
12kg	<b>£51.30</b>	<b>£59.63</b>	<b>£67.97</b>	<b>£67.97</b>	<b>£66.30</b>
Ambrosia Fondant, 2.5kgs	<b>£8.15</b>	<b>£16.48</b>	<b>£24.82</b>	<b>£24.82</b>	<b>£23.15</b>
Ambrosia Fondant, 12.5kgs	<b>£37.00</b>	<b>£43.35</b>	<b>£53.65</b>	<b>£53.65</b>	<b>£54.50</b>
Syrup, 25kg Jerrycan	<b>£64.60</b>	<b>£72.93</b>	<b>£114.60</b>	<b>£127.60</b>	<b>£164.60</b>
Syrup, 12.5kg Jerrycan	<b>£34.60</b>	<b>£42.93</b>	<b>£69.60</b>	<b>£82.60</b>	<b>£114.60</b>
Syrup, 3.5kg Jerrycan	<b>£10.20</b>	<b>£18.53</b>	<b>£26.87</b>	<b>£26.87</b>	<b>£25.20</b>
Own container, kg	<b>£2.20</b>	N/A	N/A	N/A	N/A

## FONDANT AID

Ingenious little device. No more slicing at packs of fondant with blunt hive tools.

Simply push the sharp edge into the plastic wrapping - give it a twist and remove. Remove the little circle of plastic. Then reverse the fondant aid and insert the longer spikes into the fondant. The spikes release the bag slightly from the fondant giving the bees more access. Available in singles or bags of 10.



## MINERAL BEE

Mineral Bee is 100% natural minerals, trace elements, amino acids and fatty acids for honeybees. Scientifically proven to contain the same key minerals and trace elements as honey and pollen.

Available in 250ml and 1 litre bottles.

### DIRECTIONS FOR USE:

Add 10ml of Mineral Bee to 1litre of sugar syrup feed, fondant and/or drinking water. Stir in well and feed your bees in the normal way.

WHEN TO USE: Whenever you are feeding your bees or providing drinking water for them.

STORAGE AND HANDLING: Store in a cool dry place away from sunlight. Do not allow to freeze. Keep out of reach of children. If swallowed, drink water to dilute.

Developed by McGee Group in Australia.



## WASPINATOR

Waspinator creates a large wasp free zone without killing wasps and without disturbing the insect world in your garden.

Tests show the waspinator works within a 10m radius of where it is hung. Simply hang more waspinators to cover the whole area affected by wasps. The waspinator is a visual deterrent, the wasps must be able to see it hanging.

Start hanging the waspinators in early spring to deter all year round.

Each pack contains two waspinators.



## WASP BANE

Keep wasps under control with this highly efficient trap. A two part device. When the lower chamber is full of wasps, (and it will be if our experience is anything to go by!) simply replace. Retain the upper chamber. Great for reducing robbing in the apiary.



Fondant Aid	Price	Packed Wt.
Single	<b>£1.50</b>	0.1
Pack of 10	<b>£13.00</b>	0.3

Feeding	Price	Packed Wt.
Mineral Bee, 250ml	<b>£16.30</b>	0.4
1 litre	<b>£36.20</b>	1.6

Health	Price	Packed Wt.
Waspinator, pack of 2	<b>£10.90</b>	0.15
Wasp Bane	<b>£31.00</b>	1.5
Wasp Bane refill	<b>£21.70</b>	0.6



### BOOKS

Before you start beekeeping, we always recommend that a good book is purchased on the subject. We have one of the largest ranges of books on beekeeping in the U.K. and would be pleased to advise on the most suitable titles available.

See [www.thorne.co.uk](http://www.thorne.co.uk) for more titles.



Books	Price	Packed Wt.
Alphabetical Guide for Beekeepers (Stevens)	<b>£30.00</b>	0.75
Anatomy of the Honey Bee (Snodgrass)	<b>£30.00</b>	0.6
An Introduction to Bee Houses (Bates)	<b>£4.99</b>	0.2
The Art of Gentle Beekeeping	<b>£15.00</b>	0.75
The Asian Hornet	<b>£27.50</b>	0.4
The Asian Hornet Handbook	<b>£16.00</b>	0.4
At the Hive Entrance	<b>£13.50</b>	0.2
Bad Beekeepers Club, paperback (Bull Turnbull)	<b>£9.99</b>	0.7
BBKA Guide to Beekeeping (Davis)	<b>£20.00</b>	0.6
Bea's Bees	<b>£16.99</b>	0.4
Beautiful Queens and Honey Too!	<b>£2.00</b>	0.06
Beauty and the Bees (Robb)	<b>£12.50</b>	0.2
The Bee Friendly Beekeeper	<b>£24.00</b>	0.75
The Bee Garden, Haynes Manual	<b>£12.99</b>	0.4
Bee Hotel, Haynes Manual	<b>£10.99</b>	0.3
The Bee House Book	<b>£10.95</b>	0.4
Beekeepers Field Guide	<b>£18.99</b>	0.4
Beekeepers Toolbox - Allan	<b>£1.00</b>	0.06
Beekeeping, a Practical Guide (Patterson)	<b>£9.99</b>	0.3
Beekeeping at Buckfast Abbey	<b>£9.95</b>	0.4
Beekeeping: Challenge what you are told	<b>£25.00</b>	0.7
Beekeeping For All	<b>£11.00</b>	0.6
Beekeeping Study Notes, Mod 1,2,3	<b>£30.00</b>	1
Beekeeping Study Notes, Mod 5,6,7,8	<b>£35.00</b>	1
Husbandry Certificate	<b>£19.95</b>	0.75
Microscopy Cert of Bkg Study Notes	<b>£9.95</b>	0.3
Bees at the bottom of the Garden	<b>£12.99</b>	0.4
Beeswax - Brown, 4th edition	<b>£10.99</b>	0.3
Bella, the Queen Bee	<b>£3.50</b>	0.15
Betsie Valentine and the Honeybees (Duncan)	<b>£15.00</b>	0.7
Breeding Super Bees	<b>£14.00</b>	0.4
Breeding the Honeybee	<b>£11.00</b>	0.3
Buzzing with Ideas, THE WBC Hive	<b>£19.00</b>	0.5
Colony Increase:		
The Roger Patterson Method	<b>£8.00</b>	0.2
Dr Sara's Honey Potions	<b>£12.00</b>	0.3
Drayton Hive: Beekeeping Simplified	<b>£12.00</b>	0.2
Following the Wild Bees (Seeley)	<b>£18.95</b>	0.3
For the Love of Bees	<b>£10.95</b>	0.4
Frow - Lincolnshire's Greatest Beekeeper	<b>£2.00</b>	0.06
Fun with Bees - Allan	<b>£1.00</b>	0.06
Good Nutrition, Good Bees	<b>£30.00</b>	1.3
Guide to Bees and Honey	<b>£12.99</b>	0.75
Guide to Bees of Britain	<b>£3.30</b>	0.1
Handbook of Beekeeping	<b>£12.95</b>	0.5
Haynes Bee Manual	<b>£25.00</b>	0.75
The Healthy Hive Guide	<b>£16.95</b>	0.3
Honey Bee Anatomy Brought to Life	<b>£24.95</b>	0.5
The Honey Bee, around and about	<b>£25.00</b>	0.6
Honey Bee Colony Health	<b>£63.99</b>	1
Honey Bee Disease, Identification Cards	<b>£5.00</b>	0.1
The Honey Bee, inside out (Davis)	<b>£25.00</b>	0.6
Honey Cookbook	<b>£5.99</b>	0.3
Honey Cookery	<b>£2.00</b>	0.1
Honey Farming	<b>£12.95</b>	0.5
Honey Recipes for Microwave Cookery	<b>£1.50</b>	0.15
How to Keep Bees without finding the Queen	<b>£6.00</b>	0.3
In search of the best strains of bees	<b>£11.00</b>	0.6
Insect Bites and Stings - Dr Harry Riches	<b>£4.00</b>	0.2
Introduction of Queen Bees (Snelgrove)	<b>£14.00</b>	0.5

Books	Price	Packed Wt.
The Jefferson Beekeeping Guide	<b>£5.00</b>	0.2
Keeping Bees Without Fuss or Chemicals (Bleasdale)	<b>£9.95</b>	0.3
Keeping Healthy Honey Bees	<b>£16.00</b>	0.75
Making Beeswax Flowers (Duffin)	<b>£8.95</b>	0.3
Manipulations - Allan	<b>£2.00</b>	0.06
Mead Making	<b>£10.95</b>	0.25
Medical Aspects of Beekeeping	<b>£10.95</b>	0.3
Mites of the Honeybee (Webster & Delaplane)	<b>£17.25</b>	0.75
My first honeybee book	<b>£4.00</b>	0.3
Natural Beekeeping with the Warre Hive	<b>£12.00</b>	0.4
The Observation Hive	<b>£13.00</b>	0.4
The Perils of Blossom and Basil	<b>£9.99</b>	0.5
Phoebe the Bee	<b>£12.00</b>	0.3
Pheromones of social bees	<b>£19.95</b>	0.5
Planting for Honey Bees (Wyndham Lewis)	<b>£12.00</b>	0.7
Plants and Honey Bees	<b>£19.95</b>	0.75
Plants for Bees	<b>£35.00</b>	1.5
Pollen ID Cards	<b>£5.00</b>	0.4
Pollen Identification for Beekeepers	<b>£12.50</b>	0.4
Pollen Microscopy	<b>£30.00</b>	0.4
Practical Beekeeping	<b>£24.95</b>	1.2
A Practical Guide to Producing Heather Honey	<b>£8.95</b>	0.2
Practical Microscopy for Beekeepers (Maurer)	<b>£15.00</b>	0.4
Principles of Bee Improvement	<b>£12.00</b>	0.3
Producing Royal Jelly (van Toor)	<b>£15.99</b>	0.6
Propolis (Nowottnick)	<b>£9.95</b>	0.3
Queen Bee, Biology, Breeding and Rearing - Woodward	<b>£24.95</b>	0.5
Queen Breeding and Genetics - How to get better bees	<b>£18.00</b>	0.6
Queen Rearing - Snelgrove	<b>£15.00</b>	0.6
Queen Rearing Made Easy: The Punched Cell Method	<b>£12.00</b>	0.25
Queen Rearing Simplified (Cook)	<b>£9.95</b>	0.2
Recipes using Beeswax	<b>£2.00</b>	0.06
Reflections on Beekeeping (Robson)	<b>£9.95</b>	0.3
The Teaching Apiary: A Brilliant Resource	<b>£20.00</b>	0.45
Skep-Making (Brekelmans)	<b>£3.99</b>	0.06
Small Hive Beetle	<b>£17.00</b>	0.4
Social Organisation of Honeybees	<b>£5.00</b>	0.3
Some Alternative Pathways for the Hesitant Queen Rearer	<b>£8.95</b>	0.2
Splits and Varroa	<b>£9.95</b>	0.2
Swarming, Its Control & Prevention	<b>£10.50</b>	0.3
Swarm Management with Checkerboarding	<b>£9.95</b>	0.2
Sweet and Savoury	<b>£1.50</b>	0.06
Understanding Bee Anatomy	<b>£29.00</b>	0.6
The Wild Garden and the Honeybee	<b>£9.95</b>	0.4
The World of a Bee Farmer	<b>£15.00</b>	0.5
Why not Top Bar Hives?	<b>£11.00</b>	0.3




## THE ROYLE POSTERS

Nine really affordable plasticised posters, measuring 595mm x 425mm. Each has useful information, photos and advice. Great posters for beginners or beekeepers of many years experience, and essential aids for training courses. Copyright E.H. Thorne (Beehives) Ltd and G Royle.




## WALLCHARTS

**Honey Bees** – Specifically on honey bees. This excellent chart gives details of the various castes with close-ups of various anatomical features and details of their brood development from egg to adult. 855 x 610mm.



**Pollen in Honey** – For those interested in pollen identification. Details are given of the following pollens, including electron microscope illustrations and blossom time: dandelion, horse chestnut, oil-seed rape, white clover, willowherb, blackberry, thistle, lime, borage, balsam, ling heather and ivy. 840 x 595mm.



Royle Posters	Price	Packed Wt.
Each	£3.25	0.3
Full Set of 9 Posters	£17.00	0.5

Wallcharts	Price	Packed Wt.
Wallchart, each	£23.90	0.3

## 3D PICTURES

Clever 3D pictures made from very strong plasticised material – could be framed to make a really nice talking point.

Pictures 1 to 12, size 490 x 345mm. Picture 13, size 490 x 235mm.



Picture 13

3D Pictures	Price	Packed Wt.
Each, picture 1-12	£5.40	0.5
Picture 13	£16.30	0.5



### DVDs

#### A NEW INTRODUCTION TO BEEKEEPING WITH PAUL METCALFE – 114 minutes

Paul Metcalfe has been keeping bees for almost 50 years. For much of that time he was the Beekeeping Adviser for Norfolk. With new and updated sections on choice of hive and equipment, as well as the latest advice on disease control, he takes us through the beekeeping year from April to the onset of winter. The management of the hive is carefully explained and demonstrated at a pace that allows the viewer time to study in detail correct handling procedures at all stages of the hive's summer cycle. 2011.



#### HONEY, A BEEKEEPERS GUIDE – 120 minutes

DVD describing in detail different methods of removing honey from the hive, extracting honey from the comb and bottling and preparing it for sale. Different honeys and nectar sources are discussed; there's a section on how best to exhibit honey to catch the judges eye; and there's a demonstration on how to turn honey into prize winning mead. 2011.

#### THE HONEYBEE – 43 minutes

The Honeybee is the story of the life of a colony with previously unseen close up footage of the queen, workers and drones, featuring communication within the nest, the excitement of the swarm, wax production, foraging for food, water and propolis, defence, disease and the survival of the bees through the winter. 2009.

### MOBILE NUC/OBSERVATION HIVE

The simple and effective answer to easy and trouble-free live bee demonstrations. Keep it in your apiary as a nucleus hive. Then, when visiting a school, etc., simply remove the frame with the queen from the nuc and replace with a frame feeder. Place the frame in the top section.

The bees in the nuc body work away quite happily processing the syrup feed and servicing the queen, above the queen excluder.

The colony is quite happy to remain closed all day because of the wire mesh ventilated floor. Supplied complete with a nucleus roof, crownboard, frame feeder and glass.

Very easy to transport, unlike the tall, thin variety. Strong carrying handles. A must for all associations.



Education	Price	Packed Wt.
DVD - A New Introduction to Beekeeping with Paul Metcalfe	<b>£25.90</b>	0.2
DVD - Honey, A Beekeeper's Guide	<b>£25.90</b>	0.2
DVD - The Honeybee	<b>£16.30</b>	0.2


### OBSERVATION HIVES

National size only. Complete with shutters and 1/4 gallon contact feeder. Central base entrance that also acts as the swivel axis. Holds one BS Deep and two Shallow frames. Fitted with double glazed glass.



### TRANSLUCENT TUBE

This clear 19mm diameter tube is suitable for fixing to the plastic pipe and provides flexibility when positioning the observation hive.



### BESPOKE OBSERVATION HIVE

These observation hives are pieces of furniture. Made from American White Oak, brass fittings, sealed double glazed units and a variety of interesting features.

Hinged and lockable doors on both sides.

Sturdy uprights for ease of carrying. (This is a heavy hive at 40kgs.)

Feed chamber with a swivel closure, for a 1lb. Jar of honey or syrup, lockable door.

'Airlock' chamber with internal gates enabling the beekeeper to close the hive to the outside and ensure all bees are in the hive and not trapped in the entrance run.

The picture shows a triple framed 14x12 hive. We can manufacture to suit any frame type.

The hive will need mounting/bolting to a strong plinth (fittings not supplied). Similarly the actual fitting of the entrance between the hive and outside wall or window frame will need to be done once the hive is in situ.



### ICB HIVE

A basic, single British Standard Deep frame observation hive, great for schools, colleges, shows, fete's etc. Using our new CNC machinery we are able to offer this teaching and entertaining aid at a fraction of the price of the cedar Mobile Nuc Hives. The hive consists of a standard 6 frame, plywood travelling box with a rotating disc entrance. On top of this is fitted a marine ply Frame Holder with polycarbonate sides allowing crystal clear observation of the queen. Black correx shutters keep light out when hive is not being used or in transit. The top is secured to the base using a pair of spring fasteners and the frame lid is held in place with toggle fasteners. Replace the selected frame with a frame feeder (not included) to keep your bees busy and stimulated.

If you already have one of our travelling boxes this Frame Holder will fit on top and by using the screw holes for the normal lid the spring fastener can be secured (additional pair of screws and disc entrance supplied).



Observation Hives	Price	Packed Wt.
Mobile Nuc/Observation Hive National	<b>£518.90</b>	12
Mobile Nuc/Observation Hive 14" x 12"	<b>£625.40</b>	15
Mobile Nuc/Observation Hive Langstroth	<b>£625.40</b>	15
Mobile Nuc/Observation Hive Commercial	<b>£625.40</b>	15
Mobile Nuc/Observation Hive Dadant	<b>£680.30</b>	15
BS Observation Hive, fitted with glass	<b>£394.90</b>	15
Translucent Tube, per metre	<b>£9.50</b>	0.15
Bespoke Observation Hive	<b>POA</b>	
ICB Hive	<b>£95.70</b>	10.0
ICB Hive Frame Holder Only	<b>£54.90</b>	5.0


## ASIAN HORNET

Asian hornet preserved in acrylic. Ideal to identify these pests as they spread through the UK.



## CARDBOARD MODEL HIVE


A useful educational tool. Press-out, fold and stick parts form a brood box, excluder, super and roof plus brood and super frames. Made from stiff card and in full colour. The hive when assembled is 65mm high and 50mm square.



## SECRETS OF THE BEEHIVE


A cut out and colour teaching aid for children. Well illustrated, it shows the life history of a honeybee from egg to foraging worker. A must for all primary schools and young budding beekeepers.

A4 in size, produced on stiff art card, brass fastener provided.



## CD ROM – Pollen Identification

An illustrated key to accompany Rex Sawyers book. The CD to a certain extent replaces Sawyers work as it contains a spreadsheet that not only sorts the pollen but allows the beekeeper to view an image of each pollen type. Also included are pictures of common pollen that were not in the original book.



Education	Price	Packed Wt.
Asian Hornet, each	£4.00	0.1
Asian Hornet, 10 or more	£3.00	0.75
Cardboard Model Hive	£3.25	0.06
Secrets of the Beehive	£2.70	0.2

CD ROMs	Price	Packed Wt.
Pollen Identification	£21.70	0.2

## MODEL HIVES



Both hives are half size and made of Western Red Cedar.

The WBC consists of floor, lift and porch with entrance slides, two further lifts and a roof. Use it for demonstrations, displays and exhibitions.

The National comprises floor with entrance block, brood body, two supers, crownboard and metal covered roof. It is complemented with the inclusion of several half size frames.



## TRAINER'S BOX OF TRICKS



A National brood body containing or pictured every item or aspect of bees and beekeeping within ten different frames. Invaluable for a serious speaker on the subject.

Castellated Spacers, Metal Frame Runners, Open Mesh Floor, Crown Board, Lock Slides, Spring Fasteners, Corner Supports, Plastic Dummy Board, Hive Tool, Hive Tool and Frame Lifter, Foundation, Wide Metal End, Wide Plastic End, Section Rings, Section Covers, Honey Comb, Waggle Dance, Narrow Plastic Ends, Pollen, Plastic Ends Porter Escape, Curtain Escape, Rhombus Escape, Canadian Cone Escape, WBC Cone Escape, Sealed & Unsealed Brood, Standard Mouse Guard, Wire Queen Excluder, Plastic Queen Excluder, Slotted Steel Queen Excluder, Rigid Pollen Strip, Eggs, Jenter Brown Cell Cup, Wooden Cell Cup, Mandril, Nursery Cage, Chinese Grafting Tool Economy Grafting Tool, Hair Roller Cage, Cell Protector, Queen Puzzle Cage, Press-in Cage, Bee Pin, Clip Queen Catcher, Butler Cage, Capped Honey, L.1 Label, L.20 Label, L.25 Label, L.26 Label, L.27 Label, L.40 Label, L.12 Tamper Seals, L.17 JAR Label, L.17 B14 Label, L.17 CR Label, Granulation Label, Polish Label, L11 Beeswax Label, L303, Sealed Brood, Plastic Uncapping Fork, Apiguard Api-life-Var, Trickle 2, Apivar, Forage calendar, Beekeepers Rule, AFB EFB, Varroa, SHB Tropilaelaps, Swarming.

Education	Price	Packed Wt.
WBC Model Hive	£146.60	3.7
National Model Hive	£390.60	6

Trainer's Box of Tricks	Price	Packed Wt.
	£400.00	10



## HUG RUG RANGE

A stylish and top quality range from Hug Rug. 100% cotton. Designed, made and hand printed in the UK.




## BUILD A BEE HOTEL

Create a bee and bug hotel for your garden visitors with this fun craft kit. Includes all the wooden pieces you need to put it together, instructions and glue. 10 x 14.5 x 5.5mm



## BEE FABRIC

100% cotton poplin, 112cms. In either ivory or yellow.



## TAKE YOUR PICK

Four cute bee design stainless steel picks. Ideal for olives or cheese. Comes in an attractive storage tin.



Hug Rug Range	Price	Packed Wt.
Tea Towel	<b>£10.80</b>	0.2
Cotton Apron	<b>£27.10</b>	0.2
Aga Cover	<b>£23.90</b>	0.2
Double Oven Gloves	<b>£25.00</b>	0.2
Mug	<b>£16.30</b>	0.2

Gifts	Price	Packed Wt.
Build a Bee Hotel	<b>£13.00</b>	0.4
Bee Fabric, metre	<b>£6.50</b>	0.75
Take your Pick	<b>£10.80</b>	0.3

## BUSY BEE RANGE



## HONEYCOMB BEES RANGE



## BEEKEEPER RANGE

A huge range of novelty gifts and homeware.



Busy Bee Range	Price	Packed Wt.
Measuring spoons	<b>£8.10</b>	0.2
Glass Cutting Board	<b>£10.80</b>	1.8
Fine China Jug	<b>£13.00</b>	0.6
2 Egg Cups	<b>£4.30</b>	0.2
Gin Glass	<b>£13.00</b>	0.6
Salt and Pepper sets	<b>£4.30</b>	0.2
Mug and Coaster	<b>£5.40</b>	0.5
Egg Crate	<b>£4.30</b>	0.4
Cake Tin	<b>£17.40</b>	1.0
Busy Bee Gift Bag, large	<b>£2.00</b>	0.15

Honeycomb Bees Range	Price	Packed Wt.
Gin Glass	<b>£14.60</b>	0.6
Coasters, set of 4	<b>£3.80</b>	0.4
Hexagonal Tea Light holder	<b>£8.10</b>	0.8
Floral Candle	<b>£8.10</b>	0.8

Beekeeper Range	Price	Packed Wt.
Glasses Case	<b>£7.10</b>	0.2
Bud Vase	<b>£6.50</b>	0.2
Egg Cup	<b>£3.30</b>	0.2
Milk Jug	<b>£4.90</b>	0.3
Honey Pot	<b>£7.10</b>	0.5
Matchbox Nail Files	<b>£3.00</b>	0.06
Mirror Compact	<b>£5.20</b>	0.15

**This catalogue only shows a fraction of the gifts we have available.**  
For the full range please see [www.thorne.co.uk/gifts](http://www.thorne.co.uk/gifts)

## BEE PEN AND BEE PENCIL

## BEE RIBBON



Also available by the metre.

## EC RANGE



## MAKE YOUR OWN BEESWAX WRAPS KIT

The box includes cotton bee fabric for 3 large wraps (you can cut down to suit). 30cm by 35cm. 100gms of 100% natural beeswax, organic jojoba oil and natural organic tree resin for a little extra stickiness. Easy to follow instructions and a natural bristle brush, two large sheets of baking paper and some free native wild meadow seeds.



## BEESWAX WRAPS

Handmade with British beeswax just down the road from our Windsor branch. These beeswax wraps are available in large or XL or a multi pack. We also offer a 'naked' medium or large wrap, without any external packaging, making this wrap incredibly eco-friendly.



Gifts	Price	Packed Wt.
Bee Pen	£1.10	0.06
24 Bee Pens	£21.70	0.5
Bee Pencil	£0.60	0.06
24 Bee Pencils	£13.00	0.5
Busy Bee Ribbon, 25m x 15mm	£16.30	0.01
Busy Bee Ribbon, 25m x 25mm	£20.10	0.03
Hessian Bee Ribbon, 10m x 63mm	£10.80	0.02
Sparkle Bee Ribbon, 20m x 25mm	£16.30	0.03

EC Range	Price	Packed Wt.
Bamboo Cup	£10.80	0.4
Shopping Bag	£5.40	0.1
Backpack	£16.30	0.5
Holdall	£16.30	0.5
Lunch Bag	£5.40	0.3
Bum Bag	£10.80	0.4
Mini Backpack	£15.20	0.3
Drawstring Bag	£8.70	0.5
Poncho	£15.20	0.3
Blanket	£27.10	1.0
Mini Umbrella	£10.80	0.4
Blue Thermal Bottle	£14.10	0.5
Thermal Coffee Cup	£21.70	0.4

Gifts	Price	Packed Wt.
Make your own beeswax wraps kit	£17.10	0.4

## BEEVITALISE RANGE

Three different 100ml gift sets harnessing the restorative magic of beeswax. **Board and Bowl Restore** is perfect for chopping boards, salad bowls, butchers blocks and platters. **Leather Revive** can be used on all natural real leather goods such as boots, handbags and leather sofas. **Wood Remedy** should be used on all natural woods to feed and protect.



## SLOGAN STICKERS

Bumper size 500 x 100mm.  
Environment  
105mm diameter.



## VAN DOOR STICKER

Flying Bee with full pollen sacs. Width 330mm; Point to point 375mm.

## BELINDA BEE STICKERS

Self-adhesive vinyl in three sizes. 1½", 3" and 6" diameter.



## AC RANGE

A large variety and constantly updated range of cards, notepads, journal, gift bags, gift wrap, coasters, place mats, cushions, even kitchenware. Check out our website for the latest designs.



Beeswax Wraps	Price	Packed Wt.
Naked wrap, medium	£3.30	0.25
Naked Wrap, large	£4.30	0.25
Wrap, Large	£7.60	0.2
Wrap, XL	£13.00	0.2
Wrap, Multi pack	£13.00	0.3

Bee Vitalise	Price	Packed Wt.
Board and Bowl Restore	£12.50	0.4
Leather Revive	£12.50	0.4
Wood Remedy	£12.50	0.4

Stickers	Price	Packed Wt.
Bumper Sticker	£3.50	0.1
Enviro Sticker	£2.20	0.06
Van Door Sticker	£6.50	0.25
Belinda Bee Sticker, 1½"	£0.50	0.06
Belinda Bee Sticker, 3"	£0.70	0.06
Belinda Bee Sticker, 6"	£1.30	0.06

AC Range	Price	Packed Wt.
Cards from	£1.90	0.1
Gift Bags from	£1.80	0.1
Note Pads from	£3.20	0.3
Magnets	£2.50	0.06
Water Bottle	£17.40	0.4
Keyrings	£4.30	0.06
Double Oven Gloves	£11.70	0.2
Bees Apron	£14.80	0.2
Bees Tea Towel	£6.50	0.1



## WOODEN HONEY SERVER

Turned beechwood. Serve liquid honey without the drips. One honey server measures 23mm x 23mm x 160mm.



## HONEY SOAP

Honey scented hand soap. 100g bar.



## SMOKER KEYRING

Little smoker on a keyring which is also a useful torch. Battery included.



## PASSPORT HOLDER

Novelty passport holder. Ideal for a child's passport. For age 2 to 102.



## UW RANGE



## GLASS HONEY POT

A beautiful glass honey pot and glass honey server. Separate glass lid. 80 x 125mm.



Gifts	Price	Packed Wt.
Honey Server, each	<b>£0.35</b>	0.06
Honey Server, 25	<b>£8.10</b>	0.8
Honey Soap	<b>£4.30</b>	0.2
Smoker Keyring	<b>£3.20</b>	0.06
Passport Holder	<b>£2.70</b>	0.06

UW Range	Price	Packed Wt.
Placemat	<b>£1.60</b>	0.3
Cotton or PVC apron	<b>£14.10</b>	0.2
PVC bag from	<b>£11.20</b>	0.3
Tea towel	<b>£6.40</b>	0.1
Pot mitt	<b>£7.10</b>	0.06
Packable bag	<b>£5.00</b>	0.06
Scatter tray	<b>£4.60</b>	0.2
Oven Gauntlet	<b>£9.80</b>	0.2
Oven Gloves	<b>£11.30</b>	0.2

Gifts	Price	Packed Wt.
Glass Honey Pot	<b>£8.10</b>	0.5

## ETW RANGE



## BEE DOORMATS AND RUGS

Outside Mat made from environmentally friendly coir. Hard Wearing, Long Lasting, Rot Proof, Moth Proof, Fungi Resistant. Two sizes available.



Gorgeous, luxury indoor bee mat, designed and made in Yorkshire. Grey background with contrasting bees. Hardwearing, nonslip, washable, recyclable.



Hardwearing non-slip rubber surround outside mat, fitted with a bee design insert.

## COOKIE CUTTER

A really cute, easy to use cookie cutter. Simply depress into the dough and then use the plunger to make perfect bee biscuits!!



ETW Range	Price	Packed Wt.
Tea Towel, set of 2	<b>£14.30</b>	0.4
China Mug	<b>£5.60</b>	0.5
Tea Pot	<b>£18.40</b>	2.1
Sugar Pot	<b>£8.70</b>	0.5
Honey Pot	<b>£10.40</b>	0.5
Cream Jug	<b>£8.70</b>	0.5
Egg Cup	<b>£6.30</b>	0.3
Salt and Pepper Shakers	<b>£13.70</b>	0.5
Water Jug	<b>£13.10</b>	1
Compost Caddy	<b>£17.90</b>	1
3 Tin Storage Set	<b>£17.40</b>	1
Steel Tidy Tin	<b>£14.80</b>	1.5
Steel Churn	<b>£17.40</b>	1.5
Metal Jug	<b>£14.10</b>	1

Door Mats	Price	Packed Wt.
Outside coir mat, 45cm x 75cm	<b>£14.10</b>	6
Outside large coir mat, 60cm x 90cm	<b>£27.10</b>	10
Mat with insert	<b>£20.60</b>	10
Inside mat	<b>£35.80</b>	10
Inside Runner	<b>£62.90</b>	6

Gifts	Price	Packed Wt.
Cookie Cutter	<b>£8.10</b>	0.1

## Beeswax Sheets and Dyes

A range of coloured sheets made from pure beeswax. 16" x 8" packed in multiples of 10. Natural and Cream sheets are also available in the following sizes: 13<sup>7</sup>/<sub>16</sub>" x 5", 13<sup>7</sup>/<sub>16</sub>" x 8" and 16<sup>3</sup>/<sub>4</sub>" x 10<sup>3</sup>/<sub>4</sub>". Please note that due to the nature of beeswax there can be shade variations.

Synthetic, granular dyes are also available in the colours. Packed in 50g bags.

Sold in packs of 10 sheets, either all the same colour or mixed.



## CANDLE KITS

Choose between our Natural, Bright and Patriotic candle making kits. Each kit contains 12 sheets 20cm x 10cm, wick and full instructions.

The Natural kit includes 12 natural coloured sheets. The Bright kit includes two sheets each of blue, red, yellow, green, purple and pink. Our Patriotic kit includes four sheets each of blue, red and cream.

We also have a larger kit containing 15 sheets of different colours. Each sheet is 20 x 20 cm and full instructions and wick is included.



Candlemaking Kit	Price	Packed Wt.
Natural, small	<b>£5.45</b>	0.25
Natural, large	<b>£21.70</b>	0.25
Bright	<b>£7.45</b>	0.25
Patriotic	<b>£7.45</b>	0.25
Candle Making Kit	<b>£28.10</b>	0.4

Beeswax Sheets	10 Sheet Rate	Packed Weight	100 Sheets or more (per 10 sheets)	Weight
Natural 13 <sup>7</sup> / <sub>16</sub> " x 5"	<b>£7.45</b>	0.75	<b>£7.30</b>	3.5
Natural 13 <sup>7</sup> / <sub>16</sub> " x 8"	<b>£12.60</b>	1.0	<b>£11.95</b>	4.3
Natural 16" x 8"	<b>£14.70</b>	1.25	<b>£14.30</b>	5.1
Natural 16 <sup>3</sup> / <sub>4</sub> " x 10 <sup>3</sup> / <sub>4</sub> "	<b>£20.20</b>	1.7	<b>£19.80</b>	6.4
Cream 13 <sup>7</sup> / <sub>16</sub> " x 5"	<b>£10.85</b>	0.75	<b>£10.15</b>	3.5
Cream 13 <sup>7</sup> / <sub>16</sub> " x 8"	<b>£18.00</b>	1.0	<b>£17.35</b>	4.3
Cream 16" x 8"	<b>£20.50</b>	1.25	<b>£20.00</b>	5.1
Cream 16 <sup>3</sup> / <sub>4</sub> " x 10 <sup>3</sup> / <sub>4</sub> "	<b>£29.80</b>	1.7	<b>£29.00</b>	6.4
Coloured 16" x 8"	<b>£21.70</b>	1.25	<b>£20.80</b>	5.1
<i>Each</i>				
Wax Dye, 10g	<b>£3.60</b>	0.06		
Wax Dye, 50g	<b>£10.75</b>	0.1		



**BAIN MARIE**

Two sizes, 1.5kg or 2.5kgs Simply pour water in at the side vent until full, fit the cap and place onto your hot plate or gas ring. Add beeswax as required, preferably in small pieces, the wax will quickly become liquid. When the water boils the pot will whistle like a kettle. Complete with stainless steel lid. Suitable for induction hobs and agas.



NB: ensure water in jacket is topped up from time to time.

See YouTube video: <https://bit.ly/2MJlqOP>

**WAX MELTING**

Please see page 61 for our range of Kochstar Wax Melters and insert.

**KOCHSTAR DIPPING STATION**

The Kochstar Dipping Station uses the Kochstar Wax Melter as its base. It has six dipping stainless steel tubes, 87mm in diameter and 330mm high. Each can be used for dipping candles of different sizes and colours.

Dipping tubes can be purchased separately: Large S/Steel 110mm x 430mm; Medium S/Steel 87mm x 330mm high; Small aluminium 87mm x 224mm high.

The small tube will work very well in a small kitchen saucepan. To assist in handling this tube when hot and full of wax we can also supply a handy clip on handle to aid pouring.



Small Tube



Six hole lid



Handle



Dipping Station 6

**THERMOMETER**

Inexpensive glass thermometer with a range from -10°C to +100°C. Supplied in a rigid plastic sheath.

**DIPPING JIG**

Make 4-8 candles simultaneously. All stainless steel framework. Fully adjustable. Makes candles up to 17" high.

1. Adjust the collars for the required candle height. Thread the wick around the hooks and tension.
2. Dip to release air bubbles, then dip and cool alternately.
3. When the desired diameter is reached, trim the base of the candles away from the bottom collar.
4. For larger diameter candles, thread the wick over every second hook.

**COOLING ARM**

The wooden arm holds up to three jigs for cooling the wax.

Candlemaking	Price	Packed Wt.
Bain Marie, 1.5kg	<b>£19.50</b>	1.5
Bain Marie, 2.5kg	<b>£25.00</b>	2.5
Kochstar Dipping Station 6	<b>£533.80</b>	18
6 hole lid only	<b>£65.10</b>	1.3
Dipping Tube, large	<b>£45.60</b>	2.5
Dipping Tube, medium	<b>£36.50</b>	2.5
Dipping Tube, small	<b>£12.50</b>	0.5
Clip on handle	<b>£7.40</b>	0.1
Thermometer	<b>£8.70</b>	0.1
Dipping Jig	<b>£32.60</b>	1.1
Cooling Arm	<b>£9.30</b>	1.5

**BEESWAX BLOCKS**

We produce beeswax blocks in black, blue, yellow, green, red, pink, orange, violet, brown, cream and natural. Suitable for moulded or dipped candles.

**CANDLE MAKING KIT**

This new kit includes a 1.5kg Bain marie, beeswax in a choice of colours, a silicone mould of your choice, 2metres of appropriate wick, wick holder and full instructions.

**SILICONE SPRAY**

Use to spray the polycarbonate or glass mould for easy release.

**CHRISTMAS AND ADVENT KITS**

We have two Christmas kits, small or large. Each has four sheets of Christmas Green, Berry Red and Cream, wick and full instructions. Small sheets are 20 x 10cm and large are 40 x 20cm.

This new kit is for Advent Candles, each of which has a special significance. The four candles represent the four weeks of Advent, and one candle is lit each Sunday. The kit includes six sheets to make three purple, one pink, one white and one spare purple candle. See website for more details. Sheets are 20 x 20cm.



Candlemaking	Price	Packed Wt.
Natural Beeswax, 30g	<b>£1.70</b>	0.1
Natural Beeswax, 500g	<b>£10.85</b>	0.6
Natural Beeswax, 10kg	<b>£156.25</b>	13
Coloured or Cream Beeswax, 30g	<b>£2.00</b>	0.1
Coloured or Cream Beeswax, 500g	<b>£16.40</b>	0.6

Candlemaking	Price
Candle making Kit	From <b>£35.00</b>

Candlemaking	Price	Packed Wt.
Silicone Spray	<b>£6.50</b>	2.1
Christmas Candlemaking Kit, large	<b>£25.60</b>	0.4
Christmas Candlemaking Kit, small	<b>£7.45</b>	0.25
Advent Candlemaking Kit	<b>£8.70</b>	0.3

## TS MOULDS

These highly detailed moulds are developed at Rand and carefully made at our branch in Newburgh, these moulds produce excellent results time after time. All are pre-holed for wicks and come with a wick-laying channel to keep them erect when pouring wax. Made from silicone rubber. Very easy to use and the moulds, with care, will last several years.

See YouTube video to make a:

- TS mould (mould has a split down one side): <http://bit.ly/2DLLVid>
- TS mould: <http://bit.ly/1voSsdo>



TS Moulds	Each	Height candle mm	Wick size inches	Candle wt. grams	Packed Weight
TS1	<b>£36.80</b>	90	1½	65	0.75
TS2	<b>£20.00</b>	70	1¼	50	0.35
TS3	<b>£19.90</b>	65	1¼	50	0.35
TS4	<b>£17.40</b>	65	1¼	40	0.4
TS5	<b>£24.50</b>	90	1½	55	0.5
TS6	<b>£28.00</b>	75	1	70	0.5
TS7	<b>£22.60</b>	80	1	60	0.5
TS8	<b>£14.60</b>	60	¾	16	0.4
TS9	<b>£17.40</b>	50	1¾	70	0.4
TS10	<b>£21.10</b>	55	1¾	75	0.5
TS11	<b>£17.40</b>	50	1¾	55	0.4
TS12	<b>£52.80</b>	140	1¼	130	1.0
TS13	<b>£14.40</b>	60	1½	50	0.3
TS14	<b>£11.40</b>	45	1	20	0.3
TS15	<b>£21.90</b>	95	1½	100	0.4
TS16	<b>£21.90</b>	95	1½	100	0.4
TS17	<b>£38.70</b>	130	1¾	220	0.65
TS18	<b>£40.70</b>	130	1¾	220	0.65
TS19	<b>£16.60</b>	50	1¾	55	0.3
TS21	<b>£17.10</b>	75	1½	95	0.4

TS Moulds	Each	Height candle mm	Wick size inches	Candle wt. grams	Packed Weight
TS22	<b>£33.70</b>	100	1¾	165	0.6
TS23	<b>£34.70</b>	105	2	235	0.75
TS24	<b>£10.50</b>	28	2	65	0.3
TS25	<b>£19.80</b>	50	1½	60	0.4
TS26	<b>£6.40</b>	25	1¼	20	0.15
TS27	<b>£20.30</b>	65	2½	115	0.4
TS28	<b>£42.70</b>	165	2	335	0.75
TS29	<b>£23.90</b>	80	2	155	0.45
TS30	<b>£6.90</b>	30	1½	25	0.15
TS31	<b>£43.90</b>	165	2	300	0.75
TS32	<b>£43.90</b>	165	2	300	0.75
TS33	<b>£25.70</b>	80	2	150	0.45
TS34	<b>£25.70</b>	80	2	150	0.45
TS35	<b>£43.10</b>	200	¾	60	0.7
TS36	<b>£35.90</b>	80	1¾	185	0.6
TS37	<b>£10.80</b>	45	1¼	50	0.25
TS38	<b>£27.70</b>	105	1½	200	0.5
TS39	<b>£27.30</b>	105	1½	200	0.5
TS40	<b>£22.80</b>	105	1¼	120	0.4
TS41	<b>£33.90</b>	80	2	88	0.5
TS42	<b>£9.00</b>	30	1½	24	0.15





TS43 Plain with Bees

TS44 Small Vintage Skep  
TS45 Large Vintage Skep

TS46 Small WBC Hive  
TS47 Large WBC Hive

TS48 Small Classic Skep  
TS49 Large Classic Skep

TS50 Tiny Skep


TS51 Honeycomb  
Flowers

TS52 Honeycomb Heart

TS53 Love Birds

TS54 Heart with Bee  
TS70 Large Heart with Bee **NEW**

TS55 Bee on Bottle



TS56 Small Smoker

TS57 Large Smoker

TS58 Medium  
Hexagonal Tea light  
TS59 Large Hexagonal  
Tea light

TS60 Medium Round  
Tea light


TS61 Large Round  
Tea light

TS62 Hexacomb

TS63 Hexacomb  
with Bee

TS64 Square  
Honeycomb

TS65 Square  
Honeycomb with bees



TS66 Square, plain  
with bees

TS67 Straight table  
with bees

TS68 Honeycomb  
Tea light

TS69 Small  
Inverse Honeycomb

### Animals

TS101 Boy Owl

TS102 Boy Piglet

TS103 Brown Owl

TS104 Cartoon Pup



TS106 Dolphin

TS107 Dumpy Owl

TS108 Elegant Cat

TS109 Elegant Frog

TS111 Girl Owl

TS112 Girl Piglet

TS113 Gorilla

TS116 Old English

TS117 Penguin

TS120 St. Bernard

TS Moulds	Each	Height candle mm	Wick size inches	Candle wt. grams	Packed Weight
TS43	<b>£19.20</b>	80	1½	85	0.35
TS44	<b>£8.00</b>	45	1¼	35	0.15
TS45	<b>£19.20</b>	55	2½	70	0.4
TS46	<b>£23.00</b>	55	1	70	0.4
TS47	<b>£35.50</b>	75	1½	130	0.6
TS48	<b>£10.60</b>	40	1½	40	0.3
TS49	<b>£17.80</b>	50	2	90	0.4
TS50	<b>£10.30</b>	33	¾	15	0.25
TS51	<b>£19.50</b>	95	1¼	115	0.45
TS52	<b>£21.10</b>	95	1¼	115	0.5
TS53	<b>£20.20</b>	95	¾	50	0.45
TS54	<b>£8.00</b>	25	1½	20	0.2
TS55	<b>£19.00</b>	82	1¼	80	0.4
TS56	<b>£11.60</b>	45	¾	17	0.3
TS57	<b>£29.60</b>	65	1¼	55	0.6
TS58	<b>£7.30</b>	35	1½	30	0.25
TS59	<b>£16.10</b>	45	2	70	0.4
TS60	<b>£6.50</b>	25	1½	25	0.25
TS61	<b>£13.00</b>	30	2	55	0.25
TS62	<b>£24.70</b>	60	1¼	55	0.5
TS63	<b>£24.60</b>	60	1¼	55	0.5

TS Moulds	Each	Height candle mm	Wick size inches	Candle wt. grams	Packed Weight
TS64	<b>£33.10</b>	80	2	165	0.5
TS65	<b>£32.40</b>	80	2	165	0.5
TS66	<b>£32.20</b>	80	2	170	0.5
TS67	<b>£39.10</b>	180	¾	55	0.75
TS68	<b>£4.60</b>	18	1½	15	0.15
TS69	<b>£9.90</b>	45	2	50	0.2
TS70	<b>£14.60</b>	35	2½	70	0.4
TS101	<b>£16.90</b>	80	1	60	0.4
TS102	<b>£18.90</b>	80	1¼	70	0.4
TS103	<b>£39.10</b>	105	1½	115	0.75
TS104	<b>£12.30</b>	70	1¼	50	0.3
TS106	<b>£28.50</b>	95	½	20	0.5
TS107	<b>£15.10</b>	55	1½	65	0.4
TS108	<b>£30.80</b>	115	1	80	0.6
TS109	<b>£23.90</b>	90	1½	70	0.5
TS111	<b>£14.40</b>	75	1	50	0.3
TS112	<b>£20.80</b>	80	1¼	70	0.4
TS113	<b>£23.90</b>	60	2	90	0.5
TS116	<b>£27.60</b>	75	1¼	80	0.5
TS117	<b>£31.20</b>	100	1¼	45	0.6
TS120	<b>£27.90</b>	60	1½	40	0.5



TS121 Teddy in Bow-Tie



TS122 Terrier



TS123 Boxer



TS124 Curvy Owl 1, TS125 Curvy Owl 2,  
TS126 Curvy Owl 3



TS127 Wise Monkey – 'Hear no Evil', TS128 Wise Monkey  
– 'Speak No Evil', TS129 Wise Monkey – 'See No Evil'



TS130 Sticky Bear



TS131 Cat and Posy



TS132 Nelly



TS133 Cat with Bow



TS134 Frog



TS135 Mum and  
Baby Frog




TS136 Wise Owl



TS137 Proud Cat




TS138 Plump Owl



TS139 Hound Dog



TS140 Cute Chick



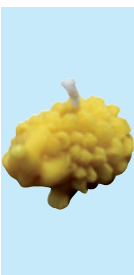
TS141 Penguin



TS142 Panda



TS143 Pig



TS144 Hedgehog 1



TS145 Hedgehog 2



TS146 Hedgehog 3



TS147 Unicorn



TS148 Mole




TS149 Cuddly Penguin



TS150 Spiky Hedgehog



TS151 Polar Bear



TS152 Classic Owl



TS153 Large Tortoise



TS154 Lion



TS155 Rabbit



TS156 Rubber Duck



TS157 Tiny Tortoise



TS158 Small Owl



TS159 Puppy



TS160 Fox



TS161 Corgi


**NEW**

TS Moulds	Each	Height candle mm	Wick size inches	Candle wt. grams	Packed Weight
TS121	<b>£25.00</b>	85	1¼	45	0.5
TS122	<b>£33.00</b>	80	1	70	0.6
TS123	<b>£21.10</b>	85	1	70	0.6
TS124	<b>£24.20</b>	100	1	45	0.5
TS125	<b>£59.70</b>	150	1¼	110	0.9
TS126	<b>£19.40</b>	75	1	30	0.4
TS127	<b>£23.80</b>	80	1¼	55	0.4
TS128	<b>£27.90</b>	105	1¼	75	0.45
TS129	<b>£23.30</b>	80	1¼	50	0.4
TS130	<b>£25.60</b>	55	1½	40	0.5
TS131	<b>£52.50</b>	100	1¾	140	0.8
TS132	<b>£41.00</b>	70	1	65	0.75
TS133	<b>£30.80</b>	75	1¼	70	0.6
TS134	<b>£26.00</b>	65	1¼	70	0.5
TS135	<b>£18.20</b>	45	1½	52	0.4
TS136	<b>£20.50</b>	80	1	50	0.4
TS137	<b>£20.50</b>	75	1½	70	0.35
TS138	<b>£42.30</b>	80	2	80	0.7
TS139	<b>£38.40</b>	95	¾	60	0.7
TS140	<b>£28.70</b>	80	1¼	85	0.5
TS141	<b>£13.60</b>	60	1	26	0.35

TS Moulds	Each	Height candle mm	Wick size inches	Candle wt. grams	Packed Weight
TS142	<b>£10.80</b>	45	1	25	0.35
TS143	<b>£16.20</b>	45	1½	62	0.35
TS144	<b>£28.50</b>	50	2	75	0.5
TS145	<b>£35.90</b>	50	2	73	0.6
TS146	<b>£38.50</b>	70	2	65	0.75
TS147	<b>£12.40</b>	55	1	25	0.4
TS148	<b>£17.90</b>	70	1¾	70	0.4
TS149	<b>£17.90</b>	70	1½	70	0.4
TS150	<b>£14.30</b>	30	1¾	35	0.4
TS151	<b>£13.40</b>	65	1	27	0.3
TS152	<b>£31.60</b>	85	1½	80	0.5
TS153	<b>£27.40</b>	80	2½	80	0.45
TS154	<b>£29.30</b>	80	1¾	65	0.5
TS155	<b>£20.00</b>	45	1¾	40	0.4
TS156	<b>£14.50</b>	45	1¼	25	0.35
TS157	<b>£5.60</b>	20	1	10	0.15
TS158	<b>£11.10</b>	50	1	30	0.3
TS159	<b>£10.60</b>	50	1	25	0.5
TS160	<b>£31.00</b>	75	2	40	0.5
TS161	<b>£21.70</b>	60	1	35	0.4



### People



TS201 Beefeater



TS202 Chelsea Pensioner



TS203 Chinaman



TS204 Clown



TS205 Face



TS206 Farmer



TS208 Girl with Teddy



TS210 Lovers



TS211 Skull



TS212 Sleep



TS213 The Kiss



TS216 Two-faced



TS217 Valley Girl  
TS227 Tall Valley Girl



TS220 Praying Hands



TS221 Ghost



TS223 Prosperity



TS224 Marriage




TS225 Gnome



TS226 Knight



TS228 Bust



TS301 Bell 1



TS304 Decorated Christmas Tree



TS306 Madonna and Child



TS307 Parcel



TS308 Santa



TS309 Christmas Tree



TS310 Snowflake



TS311 Holly



TS312 Small Poinsettia




TS313 Santa Head



TS314 Large Pine Cone



TS315 Small Pine Cone



TS316 Traditional Pine Cone



TS317 Father Christmas



TS318 Iced Christmas Pudding



TS319 Small Christmas Tree

### Christmas

TS Moulds	Each	Height candle mm	Wick size inches	Candle wt. grams	Packed Weight
TS201	<b>£42.30</b>	110	1½	95	0.7
TS202	<b>£43.70</b>	110	1½	115	0.75
TS203	<b>£30.80</b>	100	1	65	0.5
TS204	<b>£31.60</b>	85	1¾	115	0.6
TS205	<b>£16.80</b>	70	1¼	90	0.4
TS206	<b>£33.20</b>	120	1¼	65	0.6
TS208	<b>£22.50</b>	105	1	45	0.6
TS210	<b>£41.90</b>	145	1	70	0.75
TS211	<b>£25.10</b>	75	1½	140	0.6
TS212	<b>£15.60</b>	70	1	75	0.5
TS213	<b>£79.40</b>	170	1½	155	1.3
TS216	<b>£21.10</b>	80	1	100	0.5
TS217	<b>£15.50</b>	70	½	30	0.4
TS220	<b>£28.70</b>	85	1½	80	0.55
TS221	<b>£26.70</b>	65	1½	65	0.5
TS223	<b>£27.80</b>	100	1¼	65	0.5
TS224	<b>£29.50</b>	95	1	40	0.6
TS225	<b>£12.70</b>	55	¾	16	0.4
TS226	<b>£21.10</b>	70	¾	35	0.4

TS Moulds	Each	Height candle mm	Wick size inches	Candle wt. grams	Packed Weight
TS227	<b>£55.00</b>	110	2	120	9
TS228	<b>£21.70</b>	95	1	50	5
TS301	<b>£11.10</b>	40	1½	40	0.3
TS304	<b>£51.20</b>	130	1¾	125	0.8
TS306	<b>£28.70</b>	60	1¼	40	0.4
TS307	<b>£23.90</b>	60	1½	70	0.5
TS308	<b>£40.60</b>	150	1	50	0.75
TS309	<b>£26.90</b>	115	2	90	0.5
TS310	<b>£8.60</b>	30	2	35	0.3
TS311	<b>£8.00</b>	25	1¾	35	0.3
TS312	<b>£8.60</b>	25	1¾	30	0.3
TS313	<b>£54.00</b>	90	2½	210	0.8
TS314	<b>£41.90</b>	125	1½	140	0.8
TS315	<b>£25.70</b>	70	1½	90	0.6
TS316	<b>£40.40</b>	110	1½	135	0.75
TS317	<b>£13.70</b>	60	1	26	0.3
TS318	<b>£11.50</b>	60	1½	70	0.35
TS319	<b>£14.60</b>	70	¾	25	0.35



TS320 Snowman



TS321 Large Ponsettia




TS322 Tiny Christmas Tree



TS323 Large Christmas Tree



TS324 Small Snowman



TS325 Angel



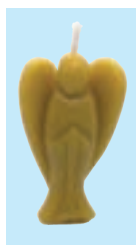
TS326 Decorated Pine Cone



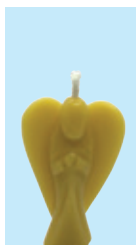
TS327 Textured Snowman



TS328 Christmas Tree Pyramid




TS329 Angel 1  
Candle Mould



TS330 Angel 2  
Candle Mould



TS332 Contemporary Tree



TS333 Contemporary Angel




TS334 Snowflake Square



TS335 Snowflake Hexagon



TS336 Traditional Santa



The World



TS404 Eiffel Tower



TS407 Letterbox



TS414 Telephone Box



TS415 Castle



TS416 Lighthouse



TS417 Pagoda




TS418 Dragons



TS419 Oriental Scene



TS420 Cactus in Pot



Decorative Shapes



TS506 Cone



TS507 Candle Stick



TS510 Dipped N'Carve



TS512 Herringbone



TS515 Large Obelisk  
TS516 Small Obelisk



TS517 Large Scent  
TS518 Small Scent



TS519 Large Stepped Pyramid  
TS520 Small Stepped Pyramid



TS524 Ribbed



TS533 Flame Burst

TS Moulds	Each	Height candle mm	Wick size inches	Candle wt. grams	Packed Weight
TS320	£12.90	58	1	26	0.4
TS321	£27.30	35	2½	65	0.5
TS322	£10.80	40	1	20	0.3
TS323	£83.00	165	2	180	1.3
TS324	£11.90	50	1	22	0.25
TS325	£23.90	105	1¼	85	0.45
TS326	£13.00	80	1½	65	0.35
TS327	£40.60	80	2	80	0.6
TS328	£34.30	65	1¾	50	0.75
TS329	£12.70	50	½	10	0.3
TS330	£15.00	60	½	9	0.3
TS331	£17.10	70	¾	26	0.35
TS332	£24.90	90	1½	80	5
TS333	£38.00	90	1½	90	6.5
TS334	£27.10	75	2	160	4.5
TS335	£6.50	30	1½	35	1.5
TS336	£18.50	75	1¼	50	0.3
TS404	£50.70	130	1¼	55	1.2
TS407	£19.30	85	1½	45	0.4

TS Moulds	Each	Height candle mm	Wick size inches	Candle wt. grams	Packed Weight
TS414	£17.90	90	1¼	75	0.4
TS415	£32.40	110	¾	35	0.6
TS416	£29.90	105	¾	60	0.5
TS417	£23.00	100	1	40	0.6
TS418	£18.70	77	¾	30	0.35
TS419	£9.10	45	1	25	0.3
TS420	£12.70	55	¾	25	0.35
TS506	£20.80	80	1¾	80	0.75
TS507	£21.90	95	¼	25	0.5
TS510	£58.20	260	½	60	0.9
TS512	£29.30	115	1	80	0.5
TS515	£69.00	260	1¼	135	1.1
TS516	£49.20	160	¾	50	0.75
TS517	£32.80	120	1¼	90	0.6
TS518	£34.20	110	1¼	60	0.75
TS519	£34.20	55	2½	80	0.5
TS520	£20.20	45	1¼	50	0.4
TS524	£27.70	75	2½	200	0.6
TS533	£30.60	90	1¾	145	0.55





TS535 Petals



TS536 Fleur de Lys



TS537 Small Daisy



TS538 Rose



TS540 Small Rose



TS542 Valley



TS543 Rose Column



TS546 Bubble Cube




TS548 Flower Block



TS549 Cupcake



TS550 Celtic



TS551 Hug



TS552 Kriss Cross



TS553 Stripes



TS554 Manhattan



TS555 Scary Pumpkin



TS556 Small Pumpkin



TS557 Dice



TS558 Iced Cupcake



TS559 Faberge



TS560 Contemporary Hexagon



TS561 Large Sunflower



TS562 Poppy



TS563 Large Daisy



TS564 Dahlia



TS565 Small Sunflower



TS566 Camper Van



TS567 Medium Dahlia



TS568 Segments



TS569 Meadow



TS570 Daisy Top



TS571 Daisy Ball



TS572 Ball of Wool



TS573 Sea Shell



TS574 Small Faberge Egg



TS575 Tulip

TS Moulds	Each	Height candle mm	Wick size inches	Candle wt. grams	Packed Weight
TS535	<b>£43.40</b>	100	1¾	200	0.7
TS536	<b>£43.80</b>	100	2	235	0.7
TS537	<b>£8.00</b>	25	1¾	30	0.3
TS538	<b>£27.30</b>	30	2½	60	0.5
TS540	<b>£7.60</b>	37	1¼	33	0.25
TS542	<b>£30.20</b>	75	1½	100	0.5
TS543	<b>£21.40</b>	75	1¾	150	0.5
TS546	<b>£43.20</b>	70	1½	77	0.75
TS548	<b>£46.50</b>	145	2	310	0.8
TS549	<b>£15.70</b>	55	½	55	0.3
TS550	<b>£10.00</b>	30	2	125	0.25
TS551	<b>£16.60</b>	65	¾	40	0.4
TS552	<b>£13.30</b>	85	1¾	130	0.3
TS553	<b>£15.00</b>	100	1¼	95	0.3
TS554	<b>£31.00</b>	110	1½	145	0.6
TS555	<b>£41.80</b>	75	2½	210	0.75
TS556	<b>£9.30</b>	45	1¾	50	0.25
TS557	<b>£24.60</b>	50	1¾	110	0.4

TS Moulds	Each	Height candle mm	Wick size inches	Candle wt. grams	Packed Weight
TS558	<b>£15.70</b>	65	1½	70	0.3
TS559	<b>£36.60</b>	100	2	240	0.6
TS560	<b>£22.20</b>	140	1½	200	0.5
TS561	<b>£28.60</b>	30	2½	65	0.5
TS562	<b>£25.00</b>	30	2½	50	0.5
TS563	<b>£27.70</b>	30	2½	65	0.5
TS564	<b>£30.30</b>	30	2½	60	0.5
TS565	<b>£8.00</b>	25	1½	35	0.3
TS566	<b>£24.60</b>	40	1½	65	0.45
TS567	<b>£9.10</b>	30	1¾	25	0.2
TS568	<b>£34.20</b>	65	3	190	0.6
TS569	<b>£21.20</b>	100	1¾	115	0.4
TS570	<b>£30.40</b>	62	2	130	0.5
TS571	<b>£8.70</b>	40	1½	40	0.2
TS572	<b>£15.20</b>	50	1¾	75	0.3
TS573	<b>£21.70</b>	60	1	55	0.4
TS574	<b>£17.40</b>	70	1¾	70	0.3
TS575	<b>£17.40</b>	75	1¾	210	0.5

## Plain Shapes




TS601 Buttress



TS602 Fat Taper



TS604 Polygon



TS606 Slim Taper



TS607 Tapered Rings



TS608 Tapered Triangle



TS609 Heart




TS610 Fluted Heart



TS611 Star




TS613 Fat Column L  
TS614 Fat Column M  
TS615 Fat Column S



TS616 Slim Column L  
TS617 Slim Column M  
TS618 Slim Column S



TS619 Spiral



TS620 Household



TS621 Votive




TS622 Small Plain,  
TS623 Medium Plain,  
TS624 Large Plain



TS625 Extra Large Plain



TS626 Rings




TS627 Straight Table



TS628 Twisted Table



TS629 Tapered Table




TS630 Tall Straight  
Table




TS631 Tall Tapered  
Table



TS632 Tall Twist 2



TS633 Tight Twist



TS634 Trio



TS635 Egg



TS636 Golf Ball



TS637 Scooped  
Hexagonal



TS638 Cracked



TS639 Twist Trio



TS640 Extra Tall  
Straight Table




TS641 Swirl



TS642 Authentic  
Golf Ball



TS643 Small Bubble



TS644 Large Bubble

TS Moulds	Each	Height candle mm	Wick size inches	Candle wt. grams	Packed Weight
TS601	<b>£20.50</b>	95	1/2	35	0.4
TS602	<b>£25.40</b>	120	1	55	0.6
TS604	<b>£27.70</b>	50	2	100	0.5
TS606	<b>£34.20</b>	170	1/2	40	0.7
TS607	<b>£31.80</b>	145	1 3/4	155	0.6
TS608	<b>£27.90</b>	125	1/2	55	0.5
TS609	<b>£11.70</b>	20	3/4	20	0.25
TS610	<b>£10.80</b>	20	3/4	20	0.25
TS611	<b>£17.50</b>	20	3/4	20	0.35
TS613	<b>£51.10</b>	240	1	110	0.8
TS614	<b>£45.80</b>	205	1	95	0.75
TS615	<b>£31.00</b>	145	1	65	0.55
TS616	<b>£56.90</b>	240	1/2	50	0.9
TS617	<b>£48.80</b>	205	1/2	45	0.8
TS618	<b>£35.40</b>	145	1/2	30	0.6
TS619	<b>£44.60</b>	195	1/2	30	0.75
TS620	<b>£29.30</b>	125	1/2	30	0.5
TS621	<b>£14.30</b>	50	1 1/4	55	0.3
TS622	<b>£18.60</b>	80	1 1/2	85	0.35
TS623	<b>£35.40</b>	105	1 3/4	155	0.6
TS624	<b>£29.20</b>	115	2	220	0.7

TS Moulds	Each	Height candle mm	Wick size inches	Candle wt. grams	Packed Weight
TS625	<b>£20.60</b>	140	2	300	0.75
TS626	<b>£21.30</b>	75	1 3/4	160	0.75
TS627	<b>£41.70</b>	180	3/4	50	0.6
TS628	<b>£46.40</b>	200	3/4	37	0.6
TS629	<b>£44.00</b>	190	3/4	40	0.6
TS630	<b>£54.50</b>	245	3/4	75	1.2
TS631	<b>£52.50</b>	245	3/4	75	0.8
TS632	<b>£90.40</b>	230	1 1/4	160	1.4
TS633	<b>£57.80</b>	240	1/2	40	0.8
TS634	<b>£44.50</b>	150	1/4	15	0.7
TS635	<b>£14.60</b>	65	1 1/2	50	0.3
TS636	<b>£17.30</b>	65	2 1/2	130	0.35
TS637	<b>£5.30</b>	20	2	25	0.15
TS638	<b>£17.30</b>	30	2 1/2	80	0.2
TS639	<b>£22.10</b>	90	1/4	6	0.5
TS640	<b>£59.50</b>	310	3/4	170	1
TS641	<b>£40.10</b>	90	2	135	0.6
TS642	<b>£8.50</b>	38	1 3/4	30	0.3
TS643	<b>£7.20</b>	35	1 1/4	35	0.2
TS644	<b>£24.70</b>	60	2	145	0.4



### POLYCARBONATE MOULDS

Strong, crystal clear plastic moulds from Switzerland.  
Each mould is supplied with a needle for tensioning the wick.  
Instructions for use as glass moulds.



Church Mould



Church Candles



Cylinder Candles



Hexagon



Square



Pyramid



Cone



Sphere



Egg



6 Point Star



12 Point Star



Cross



Stepped



Rhombus



Large Penta



Swirl



Twist



Oval



Staggered Oval



Triplet



Star Shaped Cone



Skep with Bees



Opening Bud



Arch Motif



Flame



Discus



Fir Tree



Heart



Marguerite



Twin Peaks



Waterlily



Wave



Square Lantern



Round Lantern



Steps



Block



Sugar Loaf



Triangle



Futura



Dome



Double Arch



Trapezoidal Arch



Parallel Flourish



Saddle Shaped Oval



Double Spiral



Heart Motif



Spiral Pyramid



Tubular Heart




Stepped Pyramid



Ray

### GLASS MOULDS

Expertly made in Switzerland, these straight moulds make great candles for the table.




Straight 1, 2, 3, 4, 5 and 6

Polycarbonate Moulds	Height candle mm	Base/Dia mm	Candle wt. grams	Wick size inches	Price	Packed Weight
Church 1	125	40	150	1½"	<b>£11.30</b>	0.4
Church 2	65	45	100	1½"	<b>£10.60</b>	0.4
Church 3	140	50	270	2"	<b>£12.00</b>	0.4
Church 4	155	60	425	2"	<b>£13.20</b>	0.4
Church 5	200	60	550	2"	<b>£14.40</b>	0.4
Church 6	185	70	690	2½"	<b>£14.40</b>	0.4
Cylinder 1	95	50	180	2"	<b>£11.30</b>	0.4
Cylinder 2	110	60	300	2"	<b>£13.00</b>	0.4
Cylinder 3	120	70	450	2½"	<b>£13.80</b>	0.4
Cylinder 4	130	80	635	2½"	<b>£14.30</b>	0.4
Cylinder 5	220	47	365	1¾"	<b>£15.50</b>	0.4
Cylinder 6	220	67	740	2½"	<b>£16.30</b>	0.4
Hexagon	170	55	400	2"	<b>£13.80</b>	0.4
Square 1	160	60x60	560	2"	<b>£13.80</b>	0.4
Square 2	220	50x50	500	2"	<b>£15.50</b>	0.4
Square 3	220	38x38	310	1½"	<b>£15.50</b>	0.4
Pyramid	230	60x60	245	1½"	<b>£15.50</b>	0.4
Cone	140	60	125	1½"	<b>£13.80</b>	0.4
Sphere 1	80	80	260	2½"	<b>£13.00</b>	0.4
Sphere 2	65	65	140	2"	<b>£10.50</b>	0.4
Sphere 3	100	100	510	4"	<b>£18.20</b>	0.4
Sphere 4	120	120	880	4"	<b>£20.50</b>	0.4
Flat Sphere	60	125	200	4"	<b>£20.50</b>	0.4
Egg, Small	65	45	100	1½"	<b>£10.50</b>	0.4
Egg, Medium	96	70	350	2½"	<b>£18.20</b>	0.4
Egg, Large	135	100	1025	4"	<b>£20.50</b>	0.4
Star, 6 point	200	55	230	1½"	<b>£16.20</b>	0.4
Star, 12 point	200	55	230	1½"	<b>£16.20</b>	0.4
Cross	160	40x40	175	1½"	<b>£13.80</b>	0.4
Stepped	225	55x35	300	1½"	<b>£17.10</b>	0.4
Rhombus	225	65x40	215	1½"	<b>£16.20</b>	0.4
Large Penta	175	75	240	2"	<b>£15.50</b>	0.4
Small penta	125	75	130	1½"	<b>£13.80</b>	0.4
Swirl	75	70	180	2½"	<b>£21.20</b>	0.4
Twist	80	85	225	2½"	<b>£17.90</b>	0.4
Oval	220	60x36	300	1½"	<b>£16.20</b>	0.4
Staggered Oval	220	60x40	300	1½"	<b>£16.20</b>	0.4
Triplet	220	57	340	2"	<b>£16.20</b>	0.4
Star Cone	200	100	290	2"	<b>£16.20</b>	0.4
Skep with Bees	108	75	200	2½"	<b>£20.50</b>	0.4
Opening Bud	140	115x50	390	2"	<b>£21.20</b>	0.4
Arch Motif	170	80x50	370	2"	<b>£21.20</b>	0.4
Flame	135	70	110	2"	<b>£21.20</b>	0.4
Discus, Small	100	105x56	300	2"	<b>£18.20</b>	0.4
Discus, Large	140	147x60	400	2½"	<b>£20.50</b>	0.4
Fir Tree	150	100x40	700	1½"	<b>£21.20</b>	0.4
Heart	50	105x107	200	4"	<b>£20.50</b>	0.4
Marguerite	40	80	300	2½"	<b>£18.20</b>	0.4
Twin Peaks	220	82x40	500	2"	<b>£18.20</b>	0.4
Waterlily	40	70	300	2½"	<b>£18.20</b>	0.4
Wave	190	150x40	1000	1½"	<b>£18.90</b>	0.4
Square Lantern	135	125x125	1800	4"	<b>£18.90</b>	0.4
Round Lantern	135	130	1600	4"	<b>£18.90</b>	0.4
Steps	180	50x75	370	2"	<b>£17.10</b>	0.4
Block	210	50x70	400	2"	<b>£17.10</b>	0.4
Sugar Loaf	205	80x60	530	2½"	<b>£18.20</b>	0.4
Triangle	200	75x45	360	2"	<b>£16.20</b>	0.4
Futura	215	40x100	220	2"	<b>£18.80</b>	0.4
Dome	170	95x45	350	2"	<b>£17.10</b>	0.4
Double Arch	170	85x50	375	2"	<b>£17.10</b>	0.4
Trapezoidal Arch	190	77x44	320	2"	<b>£16.20</b>	0.4
Parallel Flourish	200	80x50	330	2½"	<b>£18.20</b>	0.4
Saddle Shaped Oval	210	75x40	320	2"	<b>£16.20</b>	0.4
Double Spiral	190	130x65	850	2½"	<b>£18.80</b>	0.4
Heart Motif	182	77x52	375	2½"	<b>£17.10</b>	0.4
Spiral Pyramid	203	78	270	3"	<b>£18.20</b>	0.4
Tubular Heart	210	70x60	450	2½"	<b>£16.20</b>	0.4
Stepped Pyramid	220	87x70	360	3"	<b>£18.20</b>	0.4
Ray		85x41	100	3"	<b>£15.00</b>	0.4

Glass Moulds	Height candle mm	Base/Dia mm	Candle wt. grams	Wick size inches	Price	Packed Weight
Straight 1	150	22	75	¾"	<b>£11.30</b>	0.4
Straight 2	200	22	100	¾"	<b>£13.00</b>	0.4
Straight 3	250	22	125	¾"	<b>£15.00</b>	0.4
Straight 4	300	22	150	¾"	<b>£16.80</b>	0.4
Straight 5	300	28	190	1¼"	<b>£18.40</b>	0.4
Straight 6	470	28	300	1¼"	<b>£22.90</b>	0.4

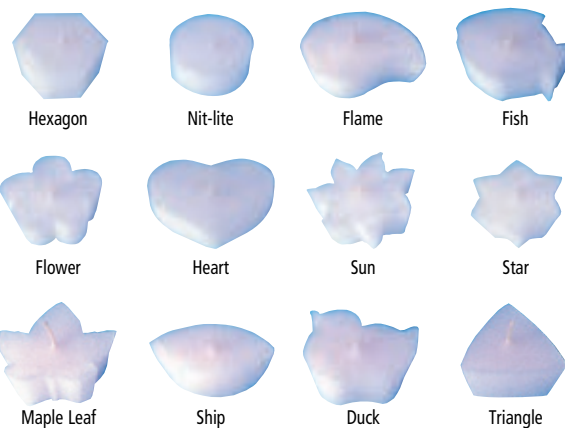
## COTTON CANDLE WICK

In 12 sizes for candles of ¼", ½", ¾", 1", 1¼", 1½", 1¾", 2", 2½", 3", 3½", 4" diameter. All sizes are in lengths of 5 metres or 50 metres.



## FLOATING MOULDS

Also made in Switzerland, these clear plastic trays are very easy to use and hard wearing. Each tray has six cavities producing a candle between 25 and 30g approx.



NB Bees do not float.



## MOULD HOLDER

What a superb idea. This plastic frame will hold four polycarbonate moulds and allows the candles to be rotated on their axis and held at an angle. Great for layering different colours at different angles.



Candle Wick	Price	Packed Wt.
Cotton Wick, No. 0, ¼"; 1, ½"; 1A, ¾"; or 2, 1"; 5 metres	<b>£1.30</b>	0.06
Cotton Wick, No. 0, ¼"; 1, ½"; 1A, ¾"; or 2, 1"; 50 metres	<b>£10.00</b>	0.2
Cotton Wick, No. 3, 1¼"; or 4, 1½"; 5 metres	<b>£1.90</b>	0.06
Cotton Wick, No. 3, 1¼"; or 4, 1½"; 50 metres	<b>£14.30</b>	0.2
Cotton Wick, No. 5, 1¾"; or 6, 2"; 5 metres	<b>£2.10</b>	0.06
Cotton Wick, No. 5, 1¾"; or 6, 2"; 50 metres	<b>£19.50</b>	0.2
Cotton Wick, No. 7, 2½"; 5 metres	<b>£2.30</b>	0.06
Cotton Wick, No. 7, 2½"; 50 metres	<b>£20.80</b>	0.3
Cotton Wick, No. 8, 3"; 5 metres	<b>£4.80</b>	0.06
Cotton Wick, No. 8, 3"; 50 metres	<b>£40.40</b>	0.3
Cotton Wick, No. 9, 3½"; 5 metres	<b>£5.40</b>	0.06
Cotton Wick, No. 9, 3½"; 50 metres	<b>£46.10</b>	0.3
Cotton Wick, No. 10, 4"; 5 metres	<b>£5.40</b>	0.06
Cotton Wick, No. 10, 4"; 50 metres	<b>£46.10</b>	0.3

Candlemaking	Price	Packed Wt.
Mould Tray for Floating Candles, Any design	<b>£5.20</b>	0.15
Mould Holder	<b>£27.00</b>	0.4



**WICK HOLDER**


Use these small wooden clips for holding the wick firmly in place when producing moulded candles.

**WICKING NEEDLE**

A 6" steel needle for threading wick through latex or glass candle moulds.

**WICK GRIPPER**

This super little gadget is great for gripping wick from inside a tall candle mould. Very strong spring loaded action grips time after time. 375mm long.

**NIGHT-LITE CANDLE MOULD**

16 cavities in this plastic mould.

**METAL NIGHT LIGHT HOLDER**

Lightweight aluminium night light holder in round or heart shape. 37mm diameter x 17mm high. Use with wick sustainers.

**GLASS NIGHT LIGHT HOLDER**

Clear strong glass night light holder. 40mm diameter x 17mm high. Use with wick sustainers.

**WICK SUSTAINERS**

Use these simple discs with small tube for the wick to keep the wick in place at the bottom of a night light candle. The width of one sustainer is 15mm.



<i>Candlemaking</i>	<i>Price</i>	<i>Packed Wt.</i>
Wick Holder	<b>£0.55</b>	0.06
Wicking Needle	<b>£2.20</b>	0.06
Wick Gripper	<b>£111.40</b>	0.1
Night-lite Candle Mould	<b>£14.70</b>	0.3
Round Night light holder, each	<b>£0.12</b>	0.06
Round Night light holder, 50	<b>£3.80</b>	0.5
Heart Night light holder, each	<b>£0.12</b>	0.06
Heart Night light holder, 50	<b>£3.80</b>	0.5
Glass night light holder	<b>£0.70</b>	0.06
Wick sustainers, 25	<b>£0.35</b>	0.06
Wick sustainers, 100	<b>£1.10</b>	0.1

**APPLIQUE WAX**

Thin wax sheets in 30 colours. Available in packs of 12 in assorted colours or packs of 5 of the same colour. Each sheet measures 200 x 100 x 0.5mm. Slight deviations in colour shade is possible.

**HEAT APPLICATOR**

Heat applicator to use when applying transfers or dried grasses etc. to candles. Comes with full instructions.

NB - European plug is included so will need an adaptor.

**BEE PINS**

Use pins for decorations for candles, floral arrangements, displays, etc.

**BOOKS**

A range of books to assist you in your hobby.

**L11 AND L17 LABELS**

Both labels are self adhesive and 30mm in diameter.



L11



L17

**WAX GLUE**

Very sticky and soft paraffin wax in 50g blocks. For fixing candles into packaging and using as a mould seal.



<i>Applique Wax</i>	<i>Price</i>	<i>Packed Wt.</i>
Pack of 5 sheets of one colour	<b>£5.80</b>	0.2
Pack of 12 sheets, assorted	<b>£11.90</b>	0.4

<i>Heat Applicator</i>	<i>Price</i>	<i>Packed Wt.</i>
Heat Applicator	<b>£26.30</b>	0.3

<i>Gifts</i>	<i>Price</i>	<i>Packed Wt.</i>
Bee Pin, each	<b>£0.25</b>	0.06
Bee Pin, 100	<b>£16.30</b>	0.15

<i>Candlemaking Books</i>	<i>Price</i>	<i>Packed Wt.</i>
Beeswax Alchemy	<b>£18.99</b>	0.5
Candlemaking, 10 projects	<b>£5.99</b>	0.2
Candlemaking the Natural Way	<b>£12.99</b>	0.6
Making Candles, 20 create	<b>£8.99</b>	0.2
Recycling and working with beeswax	<b>£2.00</b>	0.1

<i>Candlemaking</i>	<i>Price</i>	<i>Packed Wt.</i>
L.11 Labels, 100	<b>£2.70</b>	0.06
L.17 Labels, 100	<b>£2.70</b>	0.06

<i>Candlemaking</i>	<i>Price</i>	<i>Packed Wt.</i>
Wax Glue	<b>£5.40</b>	0.1

## HOW TO ORDER

You can order online – [www.thorne.co.uk](http://www.thorne.co.uk); by telephone in working hours 01673 858555 and by post.

**[www.thorne.co.uk](http://www.thorne.co.uk)**

For ease and speed, you can order from our website 24/7. If you live in Great Britain, orders over £100 are carriage free. If you live in Northern Ireland, orders over £150 are carriage free. The exceptions to this are glass honey containers, Ambrosia and Candi feed.

On the site, you can “Build your own National hive” – making your choice of each hive part and frame. As you do it, the picture changes to show how your hive will look.

You can pay either by Paypal, credit card or debit card. You can see details of local and national beekeeping courses and events. Just enter your postcode and these will pop on to your screen. If you are organising a course, just send us the information and we'll put it on to the list.

There are lots of links to useful beekeeping sites, also new products, special offers, assembly instructions, download our catalogue or find information for beginners.

## BY TELEPHONE

**Carriage/Delivery** – In the UK, goods will be delivered by our own transport or road carrier, or for small items by post. We use a next day carrier for goods with a packed weight of over 2kgs. This applies only to England, Wales and Southern Scotland. Please try to ensure the delivery address has someone to receive and sign for the goods most of the time. If not, it is advisable to use a business or work address for deliveries. For large items to Northern Ireland, Offshore Islands and the Scottish Highlands, there may be a higher carriage charge.

**Carriage Overseas** – Orders sent overseas are usually sent by air and should arrive in a few days. If the goods are bulky and lightweight, the carriage may be more than the table below. If you live in a remote area, there may be an additional charge. Please contact [sales@thorne.co.uk](mailto:sales@thorne.co.uk) for a quotation.

## CARRIAGE PAID ORDERS

Orders to the value of £200.00 and over (excluding Fondant, Glass Honey Jars and some larger items of Honey Processing Equipment) are sent carriage paid to any address in the United Kingdom, excluding the Channel Islands. If orders are placed online, the carriage free value is £100 to Great Britain and £150 to Northern Ireland.

Weight	UK Mainland excluding Northern Scotland	Northern Scotland Northern Ireland Isle of Man Scilly Isles and Scottish Islands	Channel Islands	Ireland	Belgium France Germany Luxembourg Netherlands	Austria Czech Rep Denmark Finland Greece Italy Poland Portugal Spain Sweden	Bulgaria Estonia Hungary Latvia Lithuania Romania Slovakia	Rest of Europe	USA Canada	Japan Australia New Zealand	Rest of the World
100g	4.00	4.00	4.00	6.00	6.00	6.00	6.00	6.00	8.00	8.00	8.00
250g	4.50	4.50	4.50	6.50	6.50	6.50	6.50	6.50	10.00	10.00	10.00
500g	5.00	5.00	5.00	8.00	8.00	8.00	8.00	8.00	12.00	12.00	12.00
750g	5.50	5.50	5.50	10.50	11.00	11.00	11.00	11.00	15.00	15.00	15.00
1kg	6.50	6.50	6.50	13.00	13.00	13.00	13.00	13.00	18.00	18.00	18.00
1.25kg	7.50	7.50	7.50	14.00	14.00	14.00	14.00	14.00	20.00	20.00	20.00
1.5kg	8.00	8.00	8.00	17.00	17.00	17.00	17.00	17.00	28.00	28.00	28.00
2kg	10.00	16.00	15.00	18.50	18.00	18.00	18.00	18.00	30.00	30.00	30.00
3kg	10.00	20.00	15.00	20.00	20.00	23.00	46.00	64.00	32.00	63.00	88.00
4kg	10.00	20.00	15.00	20.00	20.00	23.00	46.00	64.00	35.00	70.00	98.00
5kg	10.00	20.00	15.00	20.00	22.00	24.00	47.00	64.00	38.00	76.00	108.00
6kg	10.00	20.00	15.00	20.00	22.00	27.00	47.00	69.00	41.00	89.00	118.00
7kg	10.00	20.00	15.00	20.00	22.00	27.00	47.00	69.00	44.00	95.00	128.00
8kg	10.00	20.00	15.00	20.00	22.00	27.00	47.00	69.00	48.00	102.00	138.00
9kg	10.00	20.00	15.00	20.00	22.00	27.00	48.00	71.00	51.00	108.00	149.00
10kg	10.00	20.00	15.00	20.00	22.00	27.00	48.00	75.00	55.00	114.00	159.00
15kg	10.00	20.00	17.50	22.00	23.00	28.00	49.00	99.00	67.00	156.00	204.00
20kg	10.00	20.00	17.50	22.00	25.00	30.00	51.00	103.00	79.00	193.00	249.00
25kg	10.00	20.00	21.50	24.00	39.00	49.00	80.00	132.00	89.00	245.00	290.00
30kg	10.00	20.00	21.50	24.00	42.00	49.00	81.00	133.00	99.00	282.00	330.00

N.B. On receipt of your order, please check the goods thoroughly. Ensure any consignment note from the carrier is clearly marked “unexamined” – deleting the words “in good condition”. We regret we cannot replace any damaged goods unless this has been done. Shortages and breakages must be advised within 10 days of delivery. If there is a problem with the carrier, please contact us immediately. Do not contact the carrier, we can get it sorted out more quickly and efficiently.

**All glass jars are sent at consignees risk. We regret neither ourselves nor the carrier can accept responsibility for breakages.**

V.A.T. inclusive prices are calculated at the current rate of 20%. ALL PRICES IN THIS LIST ARE NECESSARILY SUBJECT TO CHANGE WITHOUT NOTICE.

Payment can be made by cheque, cash, Mastercard, Visa and Paypal.

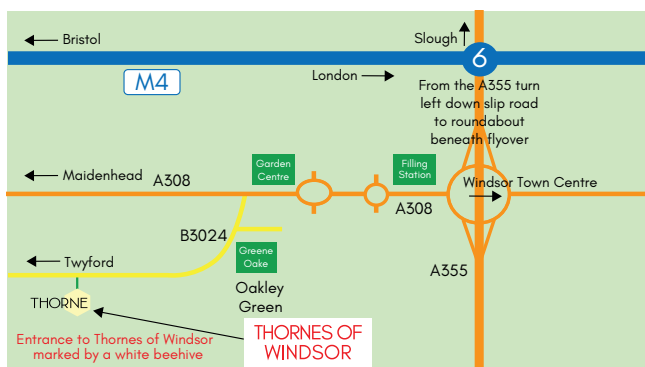
Cheques should be made payable to E. H. Thorne (Beehives) Ltd.

Our full terms and conditions can be found on our website.



## OUR BRANCHES

**THORNES OF WINDSOR**  
Oakley Green Farm, Oakley Green,  
Windsor, Berks, SL4 4PZ  
01753 830256  
windsor@thorne.co.uk



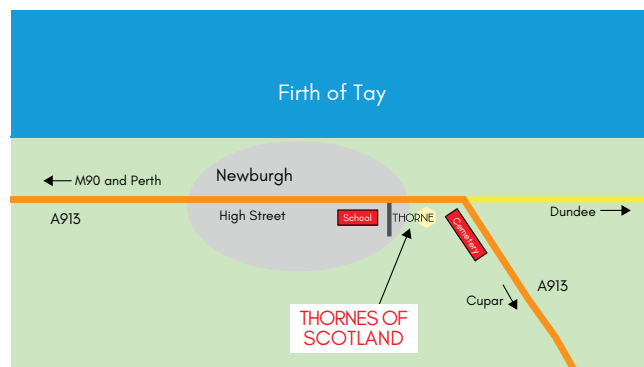
### OPENING HOURS

Tuesday to Saturday – 10am to 5pm

Bank Holidays – Closed

SALE DAY: SATURDAY 2 SEPTEMBER

**THORNES OF SCOTLAND**  
Newburgh Industrial Estate, Cupar  
Road, Newburgh, Fife, KY14 6HA  
01337 842596  
scotland@thorne.co.uk



### OPENING HOURS

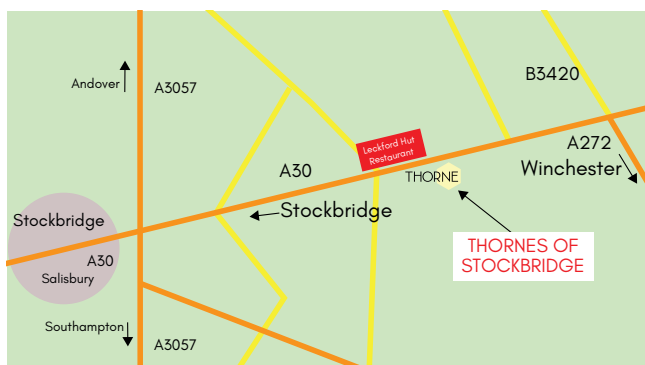
Monday to Friday – 9am to 5pm

April to Aug: Saturday – 9am to Noon

Bank Holidays – Closed

SALE DAYS: FRI 11 & SAT 12 AUGUST

**THORNES OF STOCKBRIDGE**  
Chilbolton Down Farm, Chilbolton  
Down, Stockbridge, SO20 6BU  
01264 810916  
stockbridge@thorne.co.uk



### OPENING HOURS

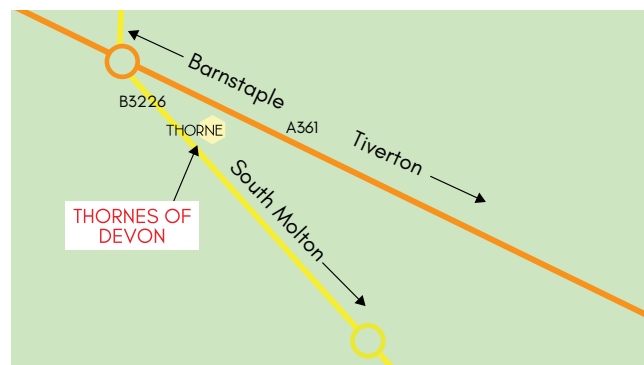
Tuesday to Friday – 9am to 5pm

April to Sept: Saturday – 9am to 4pm

Bank Holidays – Closed

SALE DAY: SATURDAY 16 SEPTEMBER

**THORNES OF DEVON**  
Quince Honey Farm, Aller Cross,  
South Molton, EX36 3RD  
01769 573086  
devon@thorne.co.uk



### OPENING HOURS

Monday to Saturday – 10am to 5pm

Bank Holidays – Closed

SALE DAY: SATURDAY 23 SEPTEMBER

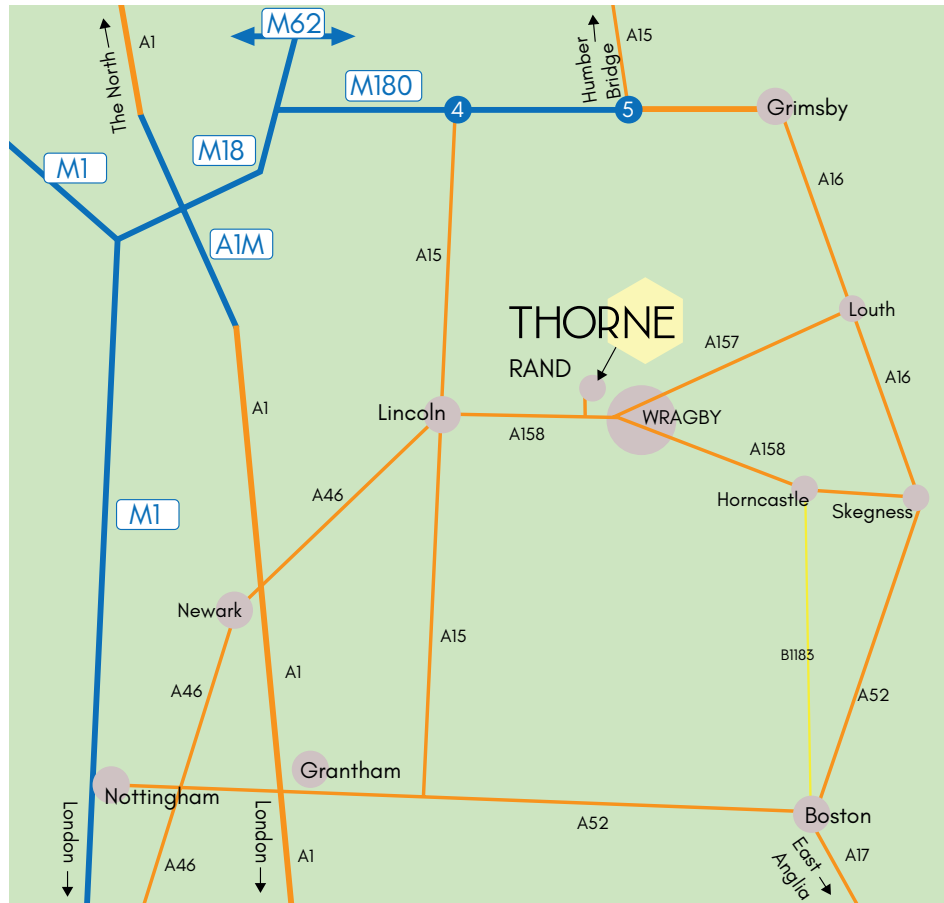
**01673 858555 • [www.thorne.co.uk](http://www.thorne.co.uk) • [sales@thorne.co.uk](mailto:sales@thorne.co.uk)**



Our head office and factory are situated on the Beehive Business Park, Rand, Nr. Wragby in rural Lincolnshire. Most of the equipment in this catalogue can be seen during opening hours in our 5,000 sq. ft. supermarket.

## RAND, LINCOLNSHIRE

E.H. Thorne (Beehives) Ltd, Beehive Business Park, Rand, LN8 5NJ  
01673 858555      sales@thorne.co.uk



## OPENING HOURS

September to March  
*Monday to Friday - 9am to 5pm*

April & August  
*Monday to Friday - 9am to 5:30pm & Saturday - 9am to Noon*

May, June & July  
*Monday to Friday - 9am to 5:30pm & Saturday - 9am to 3pm*

Bank Holidays  
*Closed*

**SALE & OPEN DAY 2023: SATURDAY 7 OCTOBER**

For information about our other branches, see page 94.

## GUARANTEE

The material and craftsmanship of our hives and equipment are guaranteed. if you are not completely satisfied with any of our products we will send replacements or refund your money.